



INTERNATIONAL FOOD
POLICY RESEARCH INSTITUTE
sustainable solutions for ending hunger and poverty

ENVIRONMENT AND PRODUCTION TECHNOLOGY DIVISION

MAY 2005

EPT Discussion Paper 132

INCORPORATING PROJECT UNCERTAINTY IN NOVEL ENVIRONMENTAL BIOTECHNOLOGIES: ILLUSTRATED USING PHYTOREMEDIATION

Nicholas A. Linacre, Steven N. Whiting, and J. Scott Angle

2033 K Street, NW, Washington, DC 20006-1002 USA • Tel.: +1-202-862-5600 • Fax: +1-202-467-4439 ifpri@cgiar.org
www.ifpri.org

IFPRI Division Discussion Papers contain preliminary material and research results. They have not been subject to formal external reviews managed by IFPRI's Publications Review Committee, but have been reviewed by at least one internal or external researcher. They are circulated in order to stimulate discussion and critical comment.

Copyright 2005, International Food Policy Research Institute. All rights reserved. Sections of this material may be reproduced for personal and not-for profit use without the express written permission of but with acknowledgment to IFPRI. To reproduce the material contained herein for profit or commercial use requires express written permission. To obtain permission, contact the Communications Division at ifpri-copyright@cgiar.org.

ABSTRACT

Pollution of the environment by metals and organic contaminants is an intractable global problem, with cleanup costs running into billions of dollars using current engineering technologies. The availability of alternative, cheap and effective technologies would significantly improve the prospects of cleaning-up metal contaminated sites. Phytoremediation has been proposed as an economical and ‘green’ method of exploiting plants to extract or degrade the contaminants in the soil. To date, the majority of phytoremediation efforts have been directed at leaping the biological, biochemical and agronomic hurdles to deliver a working technology, with scant attention to the economic outlook other than simple estimates of the cost advantages of phytoremediation over other techniques. In this paper we use a deterministic actuarial model to show that uncertainty in project success (the possibility that full clean up may not be realized) may significantly increase the perceived costs of remediation works for decision-makers.

KEYWORDS: Biotechnology, project risk, soil contaminants, Environmental remediation, Industrial crop technologies

TABLE OF CONTENTS

1. Introduction	1
2. Model Development	5
3. Results	8
4. Discussion	14
References	19

INCORPORATING PROJECT UNCERTAINTY IN NOVEL ENVIRONMENTAL BIOTECHNOLOGIES: ILLUSTRATED USING PHYTOREMEDIATION

Nicholas A. Linacre,^{1*} Steven N. Whiting,² and J. Scott Angle³

1. INTRODUCTION

Pollution of soils with metals, metalloids and organic contaminants is a serious problem in the United States and globally. Under the source-pathway-receptor model of risk assessment, the failure to clean up contaminated sites (source) leads to risk of harm to plants, animals, humans and natural resources such as water (receptors) via significant pollutant linkages (pathways). For example, the contaminants may impact groundwater or surface water on site, or may be directly toxic to plants, animals and humans. Additional concerns are raised when the contaminants migrate from the site in groundwater, run-off and dusts, or enter the food chain.

Globally, all countries have sites contaminated with metals and organic contaminants. In the developed world there is the often legal, obligation that the ‘polluter pays’ for clean up. There can also be some financial provisioning by government to remediate, or at least stabilize, significant contaminated sites where a polluter cannot pay or be identified for some reason. For example, in 1980 the United States Congress established the Superfund Program to locate, investigate, and clean up the most contaminated sites nationwide (USEPA 2002). Currently, there are approximately 1200

¹ International Food Policy Research Institute, 2033 K Street NW, Washington, DC 20006

* Corresponding author

² Golder Associates (UK) Ltd, Browns Lane Business Park, Stanton-on-the-Wolds, Nottingham, NG12 5BL, United Kingdom

³ College of Agriculture and Natural Resources, 1201 Symons Hall, University of Maryland, College Park, MD 20742, USA

sites⁴ on the US EPA's priority clean up list. Resources For The Future estimate that the Superfund will cost US tax payers between US\$14 billion and US\$16.4 billion over the next 10 years (Probst et al. 2001). In many developing countries, however, clean-up funds are likely to be inadequate or nonexistent. Moreover, the local people are more likely to be in contact with the contaminants than in the developed world, due to reliance on subsistence agriculture or the inadequate provision or unaffordable costs of services such as clean drinking water.

The availability of alternative cheap and effective technologies would significantly improve the prospects of cleaning-up contaminated sites, particularly where financial provisioning is poor. Phytoremediation, has been championed as a potentially economical and 'green' method of removing contaminants from the soil, which does not require significant engineering works. For metal contamination, metal-accumulating plants can be used to 'harvest' contaminant metals from soils – "phytoextraction". For petroleum hydrocarbons, pesticides and chlorinated solvents contamination, the biological and biochemical mechanisms of plants and associated bacteria are exploited to degrade organic contaminants *in situ* eventually reducing the organic compounds to water, CO₂ and mineral salts – "phytodegradation". And, for metalloid contamination such as selenium and mercury, plants can be exploited to either accumulate the metalloids or to convert them volatile organic forms, which are released to the atmosphere – "phytovolatilization". For detailed reviews of the general principles and biological mechanisms of phytoremediation see, for example, Leeson and Alleman 1999; Raskin and Ensley 1999; Terry and Banuelos, 2000; McCutcheon and Schnoor 2003; Tsao 2003. Note that phytoremediation using plants in wetlands, water filtering systems or

⁴ <http://oaspub.epa.gov/oerrpage/basicqry>

evapotranspirative covers are not considered in this paper; for technological information the reader is directed to, for example to Kadlec and Knight (1996); Weand and Hauser (1997); Campbell and Ogden (1999); Batty (2003).

Much of the optimism surrounding the different phytoremediation strategies is based on the belief that they might offer significant cost advantages over engineering-intensive remediation solutions such as ‘dig and dump’, soil washing or heat treatment. Phytoremediation strategies are also perceived to have the added benefit that they might be more sustainable and “environmentally-friendly” because the contaminated soil is treated rather than disposed of by landfill. Despite the potential positives of phytoremediation, the primary considerations for stakeholders needing to treat contaminated land are the (1) likelihood of success (i.e., meeting regulatory criteria for contaminants), (2) the time taken to achieve success, and (3) the cost effectiveness⁵ of the solution.

To date, most effort has been invested in conquering the technical, agronomic and biological challenges involved in delivering phytoremediation as a working technology (improving success) and speeding up the rate at which phytoremediation occurs⁶ (time to achieve success), which go some way to addressing the first and second of a site stakeholder’s concerns. While phytoremediation may appear initially to be cost effective there has been scant attention to third concern, the economic outlook, other than simple estimates of how much cheaper phytoremediation might be compared to other technologies. Most analyses of the cost effectiveness of phytoremediation solely

⁵ Cost effectiveness refers to the ability of a technology to remediate a site at a lower cost per hectare than an alternative technology.

⁶ Phytoremediation can take several years to achieve success (e.g., for metals see Zhao et al., 2003). Note that in the case of high concentrations of contaminants, or where the contaminants are beneath the rooting zone of plants, success might never be achievable using phytoremediation. The considerations for testing feasibility of phytoremediation for a particular set of contaminant conditions are not explored in this article.

compare ‘estimates’ of accounting costs of ‘dig and dump’ projects against phytoremediation works, where phytoremediation is costed as an agricultural concern (e.g. Glass 1999). There are two crucial omissions in such analyses. Firstly, they rarely consider costs in terms of a realistic bill-of-quantities for each remediation technique, which would include overheads, management and salaries on top of the engineering costs. Secondly, the cost estimate models ignore the effect of uncertainty on management decision-making⁷, which will increase the perceived cost of works.

In this article we consider uncertainty⁸ in project outcomes. Managing uncertainty is a key factor in economic decision-making, and can be incorporated in economic management models using expected utility theory⁹. The same principles of uncertainty should be considered in the assessment of environmental technologies, including phytoremediation, bioremediation, physical treatment systems or soil disposal. We have developed a simple management decision model that explicitly incorporates the effect of uncertainty on management decisions. The purpose of the model is to demonstrate the effect that uncertainty has on perceived cost. Managing uncertainty will be the next big hurdle for phytoremediation as a commercial product now that the biological and agronomic techniques are being perfected. This type of information will be vital to support Best Practicable Environmental Option (BPEO)¹⁰ desk studies, which precede the design of a remediation strategy.

⁷ Refers to the process where by management arrives at a decision. This includes approaches such as risk analysis and cost benefit analysis (www.sra.org).

⁸ Uncertainty arises from a number of sources and includes inherently random processes and natural variation. Uncertainty also includes our lack of knowledge of situations which may be deterministic and not necessary inherently random. In this situation lack of knowledge leads uncertainty over what will occur. Phytoremediation projects exhibit both types of uncertainty described.

⁹ For example see Hare and McCutcheon (1991) for a practical implementation or Mas-Colell *et al.* (1995) for a theoretical development.

¹⁰ <http://www.ehsni.gov.uk/pubs/publications/BPEOCurrentStatusFeb2005.pdf>

2. MODEL DEVELOPMENT

Typically remediation investment decisions are based on a combination of the net present value of profits (NPV), the payback period t , and the probability of success p . The Net Present Value is thus the sum of the discounted stream of annual net benefits. Net Present Value requires subtracting all the costs necessary to bring the project into existence and an estimate of future benefits. The NPV is discounted at the hurdle rate of return, which is simply the rate of interest applied to discount the stream of net benefits. The hurdle rate represents an existing benchmark rate of interest usually the rate of return demand for projects calculated on the proportion of debt and equity used to finance the project. If the NPV is greater than zero, then the project is accepted. Usually these parameters are subject to constraints, which will be dependent on both business and regulatory pressures. For example, management may require that the NPV of profits be positive, the payback period be less than three years and that the project have at least a 90 percent chance of success, or, if the regulator is involved, achieving 100 percent success might be required for compliance. The payback period is the time taken to return any initial capital investment. A short payback period ensures that capital is freed within a reasonable period of time as opposed to being tied up for many years. The NPV of profits measures the discounted value of future profits using a rate of return required for the project.

Consider a simple model for comparing phytoremediation of a contaminated site with an engineering method of remediation. For the purposes of demonstration it does not matter whether this is phytoremediation of metals, metalloids or organics contaminated soil. The engineered remediation technique could be 'dig and dump', heat

treatment, soil washing etc, so, for the purposes of demonstration, let us call the engineered remediation, RemedY. In the model, it is assumed that profits are generated from the sale of the decontaminated land (benefits), for example, from real estate sales that occur at the end of the remediation period. It can also be assumed that no initial financial strain occurs because companies considering the use of phytoremediation pay a technology fee as part of the cost of using the technology. Therefore we assume that there is no significant initial capital outlay in addition to buying the seed and paying a technology fee¹¹. The implication of this assumption is that the payback period can be ignored. This is a common assumption for this kind of work (Hare and McCutcheon 1991).

Further if it is assumed that using pytoremediation is 100 percent successful then the net present value of profit is given by:

$$NPV_p = \frac{P_s}{(1+i)^N} - \sum_{t=1}^N \frac{c_t}{(1+i)^{t-1}} \quad (1)$$

where c_t is the cost of phytoremediation each year, i is the discount rate (usually the hurdle rate of return), N is the project time horizon, and P_s is the expected net value from the sale of the land (i.e. net profit after sale costs), which is assumed to be a constant but in reality is a random variable. This equation is a standard business model for estimating NPV of profit (Hare and McCutcheon 1991).

If it is assumed that phytoremediation is unsuccessful then the net present value of profit is given by:

¹¹ In reality sites are often prepared by adding chemicals to the soil. The cost depends on the type of preparation required. For example sulfur added to lower soil pH is relatively cost effective and thus insignificant compared to the overall cost of phytoremediation; however, chelates can be quite expensive.

$$NPV_{pd} = \frac{P_s}{(1+i)^{N+1}} - \sum_{t=1}^N \frac{c_t}{(1+i)^{t-1}} - \frac{c_d}{(1+i)^N} \quad (2)$$

where c_d is the additional cost associated with undertaking RemedY in year N (after phytoremediation failed) to meet the regulatory clean up needs for the site. The profit is also assumed to be delayed by an additional year.

If we included our estimates of the success of the project (probability of success p and the probability of failure $1-p$), then the model is given by the expected net present value (EV) of profits (combining (1) and (2))

$$EV_p = NPV_p p + NPV_{pd} (1-p) \quad (3)$$

which gives

$$EV_p = \left(\frac{P_s}{(1+i)^N} - \sum_{t=1}^N \frac{c_t}{(1+i)^{t-1}} \right) p + \left(\frac{P_s}{(1+i)^N} - \sum_{t=1}^N \frac{c_t}{(1+i)^{t-1}} - \frac{c_d}{(1+i)^N} \right) (1-p). \quad (4)$$

For decision-making (4) should be compared with the EV of profits from RemedY given by

$$EV_d = \left(\frac{P_s}{(1+i)^N} - c_d \right) \quad (5)$$

Comparing (4) and (5) it is necessary for $EV_p \geq EV_d$ if phytoremediation is going to be the preferred technology or

$$EV_p = \left(\frac{P_s}{(1+i)^N} - \sum_{t=1}^N \frac{c_t}{(1+i)^{t-1}} \right) p + \left(\frac{P_s}{(1+i)^N} - \sum_{t=1}^N \frac{c_t}{(1+i)^{t-1}} - \frac{c_d}{(1+i)^N} \right) (1-p) \geq \left(\frac{P_s}{(1+i)^N} - c_d \right)$$

simplifying

$$\sum_{t=1}^N \frac{c_t}{(1+i)^{t-1}} \leq \frac{c_d(1+i)^N - c_d + pc_d}{(1+i)^N} + \frac{P_s(1-(1+i)^{N-1})}{(1+i)^N} \quad (6)$$

The right hand side of (6) is linear in p and forms an upper bound on the cost of phytoremediation.

3. RESULTS

‘Real’ values could be inserted into the model developed above to illustrate the effect of uncertainty on the cost comparison of phytoremediation and RemedY. However, obtaining actual cost and profit data for illustrative purposes is not easy because off-the-shelf phytoremediation products are not available and there are significant site-specific and pollutant-specific tailoring of the bill-of-quantities required for remediation projects, including assumptions about the person-hours required for each program of works. Moreover, assumptions on the potential use and consequent value of the land are required, which will drive the remediation cost a stakeholder is willing to forfeit and the timescale for return on the investment. For example, values for farmland vary from a few hundred dollars per hectare in the least populated states to a many thousand dollars per hectare in the most populated states (USDA 2002). For the purposes of this article, some arbitrary values thought to be representative of real-world values have been chosen to illustrate the impact of uncertainty on the cost of phytoremediation projects. The primary assumption we have made, based on public perception of phytoremediation, is that RemedY is several-fold more expensive per hectare than phytoremediation.

Using the set of generic values in Table 1, profits and costs can be combined to illustrate the effect of different scenarios. Five cases were investigated: (a) a base case, (b) high property prices, (c) high phytoremediation costs, (d) low RemedY costs, and (e) short phytoremediation times.

Table 1--Parameter values used for the scenario analysis.

Parameter	Scenario (a) Base case	Scenario (b) High property price	Scenario (c) High phytoremediation cost	Scenario (d) Cheap RemedY [§]	Scenario (e) Fast phytoremediation	Description
P_s (Profit per hectare)	1000 USD/ha	2000 USD/ha	1000 USD/ha	1000 USD/ha	1000 USD/ha	Profit per hectare from land sales. Prices vary from place to place. The value was chosen for illustrative purposes (USDA 2002).
c_t †	45 USD/ha	45 USD/ha	90 USD/ha	45 USD/ha	45 USD/ha	A range of values is cited in Glass 1999. 40 USD was chosen for illustrative purposes from this range.
c_d ‡	900 USD/ha	900 USD/ha	900 USD/ha	450 USD/ha	900 USD/ha	Cost of 'dig and dump'
I	0.05	0.05	0.05	0.05	0.05	Discount rate.
N	10 years	10 years	10 years	10 years	5 years	Project Term

§ RemedY costs per hectare based on clean up of the top 50 cm of soil, which would be the equivalent depth to which phytoremediation is typically possible (i.e., rooting depth).

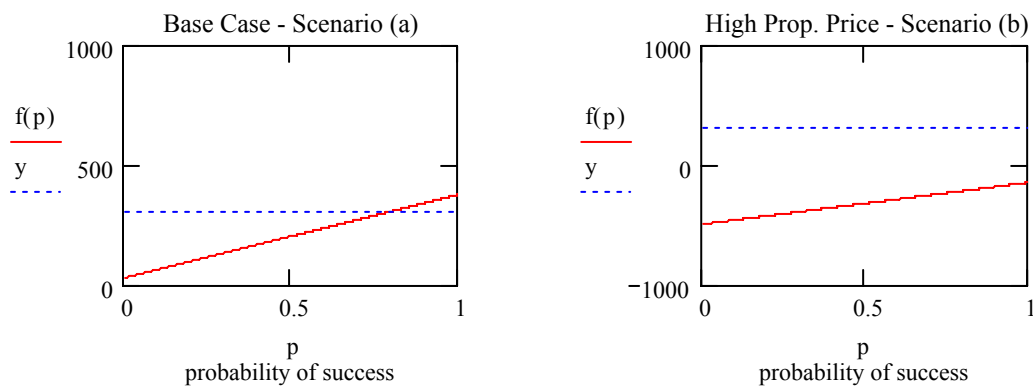
† Cost of phytoremediation is given a surrogate cost value 45 USD/ha in the base case model. Expensive phytoremediation is represented by a value of 90 USD/ha, i.e., a doubling in phytoremediation cost.

‡ Cost of the engineering technology 'RemedY' is given a surrogate cost of 900 USD/ha, i.e., this is 20 times more costly than phytoremediation per hectare; In the cheap engineered technology scenario, the cost of RemedY is set at 450 USD/ha, i.e., half halving the cost of this technology, but is still 10 times more expensive than phytoremediation.

Scenario (a), the base case using ‘typical’ costs for the model parameters, is provided in all of the subsequent figures for comparison.

Scenario (b) – High land value. Increasing property prices may have a significant impact on the remediation strategy used, even when phytoremediation is guaranteed to succeed. In areas with valuable commercial or residential land, RemedY may provide faster realization of profits and, in terms of the net present value of profits, this may be preferred. For example if property prices double over the prices assumed in the base case then RemedY appears to be the better strategy given the assumptions of the model (Figure 1).

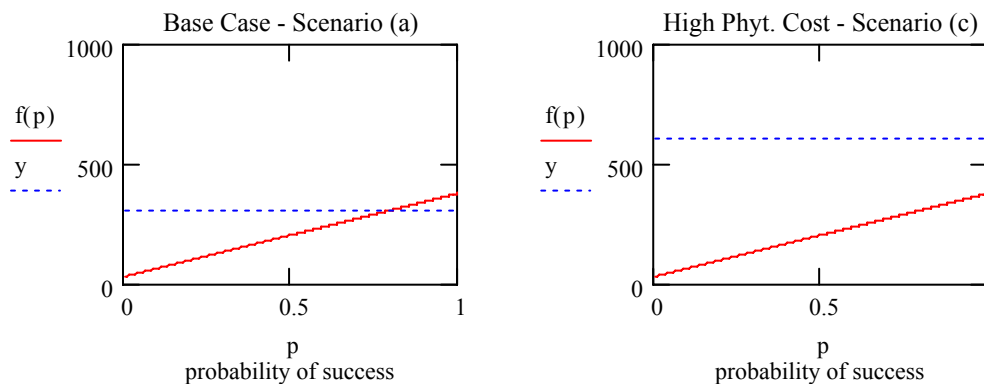
Figure 1--Comparing scenarios (a) and (b) i.e. the effect of a doubling of property prices on the viability of using phytoremediation. The red line $f(p)$ represents the right hand side of Equation 6 and the blue line y represents the left hand side of Equation 6. For phytoremediation to be economically viable $y \leq f(p)$. The graph on the left hand side shows that phytoremediation is viable for probabilities of success above approximately 0.7. The graph on the right hand side shows that phytoremediation is not viable with a doubling in property prices when compared to the base case (left hand side graph).



Scenario (c) – Phytoremediation costs increase relative to RemedY. If phytoremediation becomes more expensive then it is important that the project has a

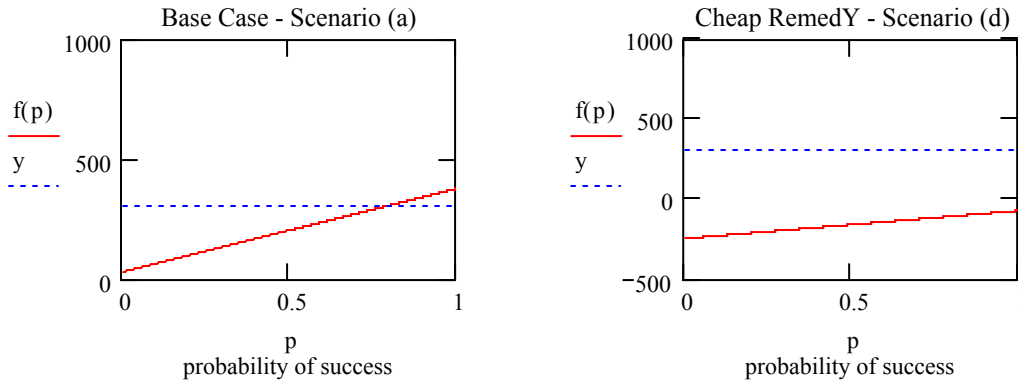
greater chance of success because there is a higher cost associated with failure. A doubling of the phytoremediation cost was sufficient to make phytoremediation unviable (Figure 2).

Figure 2--The graph on the right hand side shows the effect of increasing the cost of phytoremediation projects. The red line $f(p)$ represents the right hand side of Equation 6 and the blue line y represents the left hand side of Equation 6. For phytoremediation to be viable $y \leq f(p)$. Doubling the cost of Phytoremediation results in Phytoremediation projects becoming unviable compared to the Base Case.



Scenario (d) – RemedY costs decrease relative to phytoremediation. If RemedY becomes more affordable then phytoremediation becomes less attractive as a strategy. Under scenario d, if RemedY costs are halved over the base case then phytoremediation becomes unviable (Figure 3).

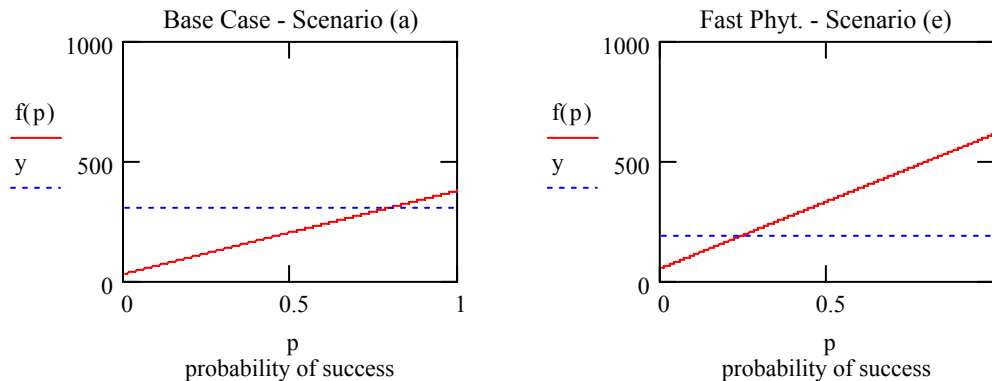
Figure 3--The graph on the right hand side shows the effect of decreasing RemedY costs. The red line $f(p)$ represents the right hand side and the blue line y represents the left hand side of Equation 6 respectively. For phytoremediation to be viable $y \leq f(p)$. Phytoremediation projects never become viable if the RemedY cost is halved compared to the base case (left hand side graph).



Such situations might not arise in developed countries if, for example, RemedY were dig-and-dump, because the increasing cost of landfilling of contaminated spoil would tip the financial balance towards other in situ treatment technologies. Indeed, in the United Kingdom, the recent Landfill Directive (July 2004) and associated changes to waste acceptance criteria have dramatically reduced the number of landfills that will take contaminated waste from around 200 down to around 11. In consequence, the cost of landfilling contaminated soil has risen from £100 per tonne (~US\$180) to £150 per tonne, and is continuing to rise.

Scenario (e) – Phytoremediation technology develops such that operation time is reduced. The time taken to reduce contamination to levels below regulatory reference levels is an important driver in deciding which strategy should be used. If phytoremediation technology is improved such that the time frame for successful remediation is reduced, then this will work in favor of applying cheaper phytoremediation technologies. This occurs because, if failure occurs, the receipt of profit is not delayed too long. For example, halving the remediation term implies that a phytoremediation project will become viable if the probability of success is approximately 0.25 compared to approximately 0.7 in the base case (Figure 4).

Figure 4--The graph on the right hand side shows the effect of decreasing the remediation time for phytoremediation. The red line $f(p)$ represents the right hand side and the blue line y represents the left hand side of Equation 6 respectively. For phytoremediation to be viable $y \leq f(p)$. Phytoremediation projects become viable if the probability of success is approximately 0.25 compared to approximately 0.7 in the base case (left hand side graph).



Many pilot studies of phytoremediation have found that it can take from a few to many hundreds of crops to successfully remediate a metal contaminated site using plants (e.g., Zhao et al., 2003). Clean-up times of longer than a few (3) years are likely to be unacceptable to stakeholders and regulators alike, unless special conditions for the site are granted.

4. DISCUSSION

The availability of a cheap alternative technology to conventional highly engineered methods of contaminated land remediation would save industry and taxpayers many millions of dollars. Phytoremediation has been proposed as a potentially cheap biotechnology for cleaning up soils contaminated with moderate levels of metals or organic pollutants, particularly where the pollution is distributed over a very large area. Phytoremediation is sold as having the added benefit of retaining the physical and

biological integrity of the soil. Research has advanced the effectiveness of phytoremediation and has enhanced understanding of the situations where phytoremediation is most likely to be viable alternative to other remediation technologies.

Further research into the real cost of phytoremediation is critical to making meaningful cost comparisons with alternative technologies in BPEO assessments. In particular, fiscal management decisions about technology for a particular situation must consider both the likely success of the remediation (i.e., Will the land be acceptably clean at the end of a defined time period?) and management's confidence in this estimate.

To illustrate the vital impact of remediation success on the economic benefits flowing from the remediation, we presented a simple Net Present Value assessment incorporating remediation success with the differential costs of two technologies and the financial benefits of releasing real-estate. A number of simple assumptions underlie cost/success analysis of phytoremediation against a generic 'other' remediation technology RemedY. In particular, a deterministic expected value model was used to explore the effect of project success p on the cost comparison [realistically the variable p can be viewed as having a significant random component and in more sophisticated models should be incorporated as a probabilistic parameter together with uncertainty in prices and the likelihood of success of alternatives]. The results of our model illustrate the impact that variation in p may have on the decision to use phytoremediation without directly quantifying the extent of the uncertainty. This is shown graphically by plotting the decision variables against p (Figures 1, 2, 3, and 4).

This simple deterministic approach allows us to begin to understand the relationship between probability of remediation success, the comparative project cost,

and how these are affected by market changes such as the value and need for real estate (Figures 1 and 4) or the relative costs of the different technologies (Figures 2 and 3). The model results are plausible. If property prices are high then there is a time advantage to remediating the site now, i.e. using a guaranteed technology such as ‘dig and dump’ that totally removes the contaminants quickly (Figure 2). However, this result depends on the period over which the phytoremediation project would need to be conducted to achieve the same success. Short phytoremediation terms may favor phytoremediation over other technologies (Figure 4) because of the potential cost advantages of phytoremediation, which is likely to be a cheaper technology.

Clearly, the cost differential between the technologies will have an effect on technology selection despite the potential difference in their success. As the relative cost of each technology changes the more ‘risky’ technology (phytoremediation), in terms of success, is increasingly favored as its cost advantage is increased over RemedY (Figures 2 and 3). It is interesting to note that when calibrating the model, obtaining realistic costs for both phytoremediation and other technologies such as ‘dig and dump’ was problematic. Even ignoring the cost for staff, plant and project management that vary dramatically between projects, the typical rates for phytoremediation per meter cube of soil are not available. Similarly, taking dig and dump as the example and ignoring the cost for staff, plant and project management, the rates for landfill vary considerably from state to state and from location to location, and are heavily dependent on the nature, concentration and mixture of contaminants in the soil. Landfill rates could be as low as \$2 US per ton to more than \$150 US per ton for household waste. Disposal costs for hazardous materials would be expected to be more expensive and may incur additional

costs for haulage to landfills that are licensed to take hazardous waste. This will certainly drive the adoption of in situ remediation technologies. Further work is clearly needed in this area to calibrate realistic cost assessment models, or to tailor them to a particular region or even to a particular site.

Various extensions of model include incorporating situations where the primary goal of remediation is the environmental cleanup of a site. Such projects may not rely on land sales to generate profits and environmental valuation approaches such as contingent valuations may be required to quantify the benefits associated with a cleanup. In such situations the model would more realistically include an additional parameter to reflect that cleanup may only be partially effective and, depending on the circumstances, this may be an acceptable result. Stochastic extensions of the model would more realistically reflect the extent and variation of parameters. The probability of success p and the cost of remediation c_t could be treated as random variables with a normal and lognormal distribution, respectively. This would allow a more comprehensive exploration of the effect of uncertainty on decisions.

To conclude, the model presented in this article illustrates that the probability of remediation success, and the time taken to achieve that success, are major influencing factors in the decision to use phytoremediation, not just overall cost comparisons with alternate technologies. The deterministic model clearly demonstrates how stakeholders assessing remediation options for a contaminated site would consider the cost of works, likelihood of remediation success and other market drivers. The model presented here is the cornerstone for the development of stochastic models that incorporates realistic assessments of the uncertainty associated with the variable p , the success of the

remediation. Modeling of uncertainty will be a key complement to models assessing the viability of phytoremediation from the scientific and agronomic standpoint, such as the Phytoextraction Simulator model developed by Phytomine Ltd in New Zealand. Indeed, Phytoextraction Simulator does include economic factors such as profit from metal recovery, cost of inaction and an estimate of the cost of an alternative technology. Future probabilistic models that take into account, for a certain site, both the suitability of each remediation technology plus the uncertainty of success will provide vital support to feasibility studies for the different remediation technologies and BPEO assessments. Therefore analysis is required to decide what factors are likely to influence phytoremediation so that the probability of success can be quantified and incorporated into management decision making.

REFERENCES

- Batty L.C. 2003. Wetland plants – more than just a pretty face? *Land Contamination & Reclamation* 11 (2): 173–180
- Campbell C.S. and M.H. Ogden. 1999. *Constructed wetlands in the sustainable landscape*. New York: John Wiley & Sons
- Chaney, R. L. 1983. Plant uptake of inorganic waste constituents. In *Land treatment of hazardous wastes*, ed. Parr, J. F., P.B. Marsh, and J.M. Kla. Park Ridge, NJ. Noyes Data Corps.
- Glass D. 1999. *U.S. and international activities in phytoremediation: industry and market overview*.
<http://www.epa.gov/ORD/NRMRL/Pubs/625R01011b/625R01011bchap34.pdf>
- Hare D.J.P and J.J. McCutcheon. 1991. An introduction to profit testing. Staple Inn Hall, High Holborn, London, UK: Institute of Actuaries.
- Kadlec R. H., Knight R. L. (1996). *Treatment Wetlands*. Boca Raton, FL: CRC Press/Lewis Publishers.
- Leeson, A., Alleman, B.C. 1999. *Phytoremediation and Innovative Strategies for Specialized Remedial Applications*. Columbus, OH: Batelle Press.
- Mas-Colell, A., M. D. Whinston, and J. R. Green. 1995. *Microeconomics Theory*. New York: Oxford University Press.
- McCutcheon, S.C., J. L. Schnoor. 2003. *Phytoremediation : Transformation and control of contaminants*. Wiley-Interscience
- McGrath, S. P., C.M.D. Sidoli, A.J.M. Baker, and R.D. Reeves. 1993. The potential for the use of metal-accumulating plants for the in situ decontamination of metal-polluted soils. In *Integrated soil and sediment research: A basis for proper protection*, ed. Eijackers, H. J. P. and T. and Hamers. Amsterdam, The Netherlands: Kluwer.
- Probst, K. N., D. M. Konisky, R. Hersh, M. B. Batz, and K. D. Walker. 2001. *Superfund's Future: What Will It Cost?* Washington D.C.: Resources for the Future.
- Raskin I., Ensley B.D. 1999. *Phytoremediation of Toxic Metals: Using Plants to Clean Up the Environment*. New York, NY: Wiley.
- Tsao D.T. 2003. Overview of phytotechnologies. *Advances in Biochemical Engineering and Biotechnology* 78:1-50

- USDA. 2002. Land use, value, and management: agricultural land values. Economic Research Service United States Department of Agriculture.
<http://www.ers.usda.gov/Briefing/LandUse/aglandvaluechapter.htm>
- USEPA. 2001. Remediation Technology Cost Compendium – Year 2000. EPA-542-R-01-009. U.S. Environmental Protection Agency Office of Solid Waste and Emergency Response Technology Innovation Office Washington, DC.
<http://www.epa.gov>.
- USEPA. 2002. About Superfund. In United States Environmental Protection Agency.
<http://www.epa.gov/superfund/about.htm>
- Weand, B.L. and V.L. Hauser. 1997. The evapotranspiration cover: soil-vegetative covers for landfills save money without sacrificing performance. *Environmental Protection* November 1997: 40-42.
- Zhao, F.J. Lombi, E. and S. P. McGrath. 2003. Assessing the potential for zinc and cadmium phytoremediation with the hyperaccumulator *Thlaspi caerulescens*. *Plant and Soil* 249: 37-43

EPTD DISCUSSION PAPERS

LIST OF EPTD DISCUSSION PAPERS

- 01 Sustainable Agricultural Development Strategies in Fragile Lands, by Sara J. Scherr and Peter B.R. Hazell, June 1994.
- 02 Confronting the Environmental Consequences of the Green Revolution in Asia, by Prabhu L. Pingali and Mark W. Rosegrant, August 1994.
- 03 Infrastructure and Technology Constraints to Agricultural Development in the Humid and Subhumid Tropics of Africa, by Dunstan S.C. Spencer, August 1994.
- 04 Water Markets in Pakistan: Participation and Productivity, by Ruth Meinzen-Dick and Martha Sullins, September 1994.
- 05 The Impact of Technical Change in Agriculture on Human Fertility: District-level Evidence from India, by Stephen A. Vosti, Julie Witcover, and Michael Lipton, October 1994.
- 06 Reforming Water Allocation Policy through Markets in Tradable Water Rights: Lessons from Chile, Mexico, and California, by Mark W. Rosegrant and Renato Gazri S, October 1994.
- 07 Total Factor Productivity and Sources of Long-Term Growth in Indian Agriculture, by Mark W. Rosegrant and Robert E. Evenson, April 1995.
- 08 Farm-Nonfarm Growth Linkages in Zambia, by Peter B.R. Hazell and Behjat Hoijati, April 1995.
- 09 Livestock and Deforestation in Central America in the 1980s and 1990s: A Policy Perspective, by David Kaimowitz (Interamerican Institute for Cooperation on Agriculture. June 1995.
- 10 Effects of the Structural Adjustment Program on Agricultural Production and Resource Use in Egypt, by Peter B.R. Hazell, Nicostrato Perez, Gamal Siam, and Ibrahim Soliman, August 1995.
- 11 Local Organizations for Natural Resource Management: Lessons from Theoretical and Empirical Literature, by Lise Nordvig Rasmussen and Ruth Meinzen-Dick, August 1995.

EPTD DISCUSSION PAPERS

- 12 Quality-Equivalent and Cost-Adjusted Measurement of International Competitiveness in Japanese Rice Markets, by Shoichi Ito, Mark W. Rosegrant, and Mercedita C. Agcaoili-Sombilla, August 1995.
- 13 Role of Inputs, Institutions, and Technical Innovations in Stimulating Growth in Chinese Agriculture, by Shenggen Fan and Philip G. Pardey, September 1995.
- 14 Investments in African Agricultural Research, by Philip G. Pardey, Johannes Roseboom, and Nienke Beintema, October 1995.
- 15 Role of Terms of Trade in Indian Agricultural Growth: A National and State Level Analysis, by Peter B.R. Hazell, V.N. Misra, and Behjat Hoiijati, December 1995.
- 16 Policies and Markets for Non-Timber Tree Products, by Peter A. Dewees and Sara J. Scherr, March 1996.
- 17 Determinants of Farmers' Indigenous Soil and Water Conservation Investments in India's Semi-Arid Tropics, by John Pender and John Kerr, August 1996.
- 18 Summary of a Productive Partnership: The Benefits from U.S. Participation in the CGIAR, by Philip G. Pardey, Julian M. Alston, Jason E. Christian, and Shenggen Fan, October 1996.
- 19 Crop Genetic Resource Policy: Towards a Research Agenda, by Brian D. Wright, October 1996.
- 20 Sustainable Development of Rainfed Agriculture in India, by John M. Kerr, November 1996.
- 21 Impact of Market and Population Pressure on Production, Incomes and Natural Resources in the Dryland Savannas of West Africa: Bioeconomic Modeling at the Village Level, by Bruno Barbier, November 1996.
- 22 Why Do Projections on China's Future Food Supply and Demand Differ? by Shenggen Fan and Mercedita Agcaoili-Sombilla, March 1997.
- 23 Agroecological Aspects of Evaluating Agricultural R&D, by Stanley Wood and Philip G. Pardey, March 1997.

EPTD DISCUSSION PAPERS

- 24 Population Pressure, Land Tenure, and Tree Resource Management in Uganda, by Frank Place and Keijiro Otsuka, March 1997.
- 25 Should India Invest More in Less-favored Areas? by Shenggen Fan and Peter Hazell, April 1997.
- 26 Population Pressure and the Microeconomy of Land Management in Hills and Mountains of Developing Countries, by Scott R. Templeton and Sara J. Scherr, April 1997.
- 27 Population Land Tenure and Natural Resource Management: The Case of Customary Land Area in Malawi, by Frank Place and Keijiro Otsuka, April 1997.
- 28 Water Resources Development in Africa: A Review and Synthesis of Issues, Potentials, and Strategies for the Future, by Mark W. Rosegrant and Nicostrato D. Perez, September 1997.
- 29 Financing Agricultural R&D in Rich Countries: What's Happening and Why? by Julian M. Alston, Philip G. Pardey, and Vincent H. Smith, September 1997.
- 30 How Fast Have China's Agricultural Production and Productivity Really Been Growing? by Shenggen Fan, September 1997.
- 31 Does Land Tenure Insecurity Discourage Tree Planting? Evolution of Customary Land Tenure and Agroforestry Management in Sumatra, by Keijiro Otsuka, S. Suyanto, and Thomas P. Tomich, December 1997.
- 32 Natural Resource Management in the Hillsides of Honduras: Bioeconomic Modeling at the Micro-Watershed Level, by Bruno Barbier and Gilles Bergeron, January 1998.
- 33 Government Spending, Growth, and Poverty: An Analysis of Interlinkages in Rural India, by Shenggen Fan, Peter Hazell, and Sukhadeo Thorat, March 1998. Revised December 1998.
- 34 Coalitions and the Organization of Multiple-Stakeholder Action: A Case Study of Agricultural Research and Extension in Rajasthan, India, by Ruth Alsop, April 1998.

EPTD DISCUSSION PAPERS

- 35 Dynamics in the Creation and Depreciation of Knowledge and the Returns to Research, by Julian Alston, Barbara Craig, and Philip Pardey, July, 1998.
- 36 Educating Agricultural Researchers: A Review of the Role of African Universities, by Nienke M. Beintema, Philip G. Pardey, and Johannes Roseboom, August 1998.
- 37 The Changing Organizational Basis of African Agricultural Research, by Johannes Roseboom, Philip G. Pardey, and Nienke M. Beintema, November 1998.
- 38 Research Returns Redux: A Meta-Analysis of the Returns to Agricultural R&D, by Julian M. Alston, Michele C. Marra, Philip G. Pardey, and T.J. Wyatt, November 1998.
- 39 Technological Change, Technical and Allocative Efficiency in Chinese Agriculture: The Case of Rice Production in Jiangsu, by Shenggen Fan, January 1999.
- 40 The Substance of Interaction: Design and Policy Implications of NGO-Government Projects in India, by Ruth Alsop with Ved Arya, January 1999.
- 41 Strategies for Sustainable Agricultural Development in the East African Highlands, by John Pender, Frank Place, and Simeon Ehui, April 1999.
- 42 Cost Aspects of African Agricultural Research, by Philip G. Pardey, Johannes Roseboom, Nienke M. Beintema, and Connie Chan-Kang, April 1999.
- 43 Are Returns to Public Investment Lower in Less-favored Rural Areas? An Empirical Analysis of India, by Shenggen Fan and Peter Hazell, May 1999.
- 44 Spatial Aspects of the Design and Targeting of Agricultural Development Strategies, by Stanley Wood, Kate Sebastian, Freddy Nachtergaele, Daniel Nielsen, and Aiguo Dai, May 1999.
- 45 Pathways of Development in the Hillside of Honduras: Causes and Implications for Agricultural Production, Poverty, and Sustainable Resource Use, by John Pender, Sara J. Scherr, and Guadalupe Durón, May 1999.
- 46 Determinants of Land Use Change: Evidence from a Community Study in Honduras, by Gilles Bergeron and John Pender, July 1999.

EPTD DISCUSSION PAPERS

- 47 Impact on Food Security and Rural Development of Reallocating Water from Agriculture, by Mark W. Rosegrant and Claudia Ringler, August 1999.
- 48 Rural Population Growth, Agricultural Change and Natural Resource Management in Developing Countries: A Review of Hypotheses and Some Evidence from Honduras, by John Pender, August 1999.
- 49 Organizational Development and Natural Resource Management: Evidence from Central Honduras, by John Pender and Sara J. Scherr, November 1999.
- 50 Estimating Crop-Specific Production Technologies in Chinese Agriculture: A Generalized Maximum Entropy Approach, by Xiaobo Zhang and Shenggen Fan, September 1999.
- 51 Dynamic Implications of Patenting for Crop Genetic Resources, by Bonwoo Koo and Brian D. Wright, October 1999.
- 52 Costing the Ex Situ Conservation of Genetic Resources: Maize and Wheat at CIMMYT, by Philip G. Pardey, Bonwoo Koo, Brian D. Wright, M. Eric van Dusen, Bent Skovmand, and Suketoshi Taba, October 1999.
- 53 Past and Future Sources of Growth for China, by Shenggen Fan, Xiaobo Zhang, and Sherman Robinson, October 1999.
- 54 The Timing of Evaluation of Genebank Accessions and the Effects of Biotechnology, by Bonwoo Koo and Brian D. Wright, October 1999.
- 55 New Approaches to Crop Yield Insurance in Developing Countries, by Jerry Skees, Peter Hazell, and Mario Miranda, November 1999.
- 56 Impact of Agricultural Research on Poverty Alleviation: Conceptual Framework with Illustrations from the Literature, by John Kerr and Shashi Kolavalli, December 1999.
- 57 Could Futures Markets Help Growers Better Manage Coffee Price Risks in Costa Rica? by Peter Hazell, January 2000.
- 58 Industrialization, Urbanization, and Land Use in China, by Xiaobo Zhang, Tim Mount, and Richard Boisvert, January 2000.

EPTD DISCUSSION PAPERS

- 59 Water Rights and Multiple Water Uses: Framework and Application to Kirindi Oya Irrigation System, Sri Lanka, by Ruth Meinzen-Dick and Margaretha Bakker, March 2000.
- 60 Community natural Resource Management: The Case of Woodlots in Northern Ethiopia, by Berhanu Gebremedhin, John Pender and Girmay Tesfaye, April 2000.
- 61 What Affects Organization and Collective Action for Managing Resources? Evidence from Canal Irrigation Systems in India, by Ruth Meinzen-Dick, K.V. Raju, and Ashok Gulati, June 2000.
- 62 The Effects of the U.S. Plant Variety Protection Act on Wheat Genetic Improvement, by Julian M. Alston and Raymond J. Venner, May 2000.
- 63 Integrated Economic-Hydrologic Water Modeling at the Basin Scale: The Maipo River Basin, by M. W. Rosegrant, C. Ringler, DC McKinney, X. Cai, A. Keller, and G. Donoso, May 2000.
- 64 Irrigation and Water Resources in Latin America and the Caribbean: Challenges and Strategies, by Claudia Ringler, Mark W. Rosegrant, and Michael S. Paisner, June 2000.
- 65 The Role of Trees for Sustainable Management of Less-favored Lands: The Case of Eucalyptus in Ethiopia, by Pamela Jagger & John Pender, June 2000.
- 66 Growth and Poverty in Rural China: The Role of Public Investments, by Shenggen Fan, Linxiu Zhang, and Xiaobo Zhang, June 2000.
- 67 Small-Scale Farms in the Western Brazilian Amazon: Can They Benefit from Carbon Trade? by Chantal Carpentier, Steve Vosti, and Julie Witcover, September 2000.
- 68 An Evaluation of Dryland Watershed Development Projects in India, by John Kerr, Ganesh Pangare, Vasudha Lokur Pangare, and P.J. George, October 2000.
- 69 Consumption Effects of Genetic Modification: What If Consumers Are Right? by Konstantinos Giannakas and Murray Fulton, November 2000.

EPTD DISCUSSION PAPERS

- 70 South-North Trade, Intellectual Property Jurisdictions, and Freedom to Operate in Agricultural Research on Staple Crops, by Eran Binenbaum, Carol Nottenburg, Philip G. Pardey, Brian D. Wright, and Patricia Zambrano, December 2000.
- 71 Public Investment and Regional Inequality in Rural China, by Xiaobo Zhang and Shenggen Fan, December 2000.
- 72 Does Efficient Water Management Matter? Physical and Economic Efficiency of Water Use in the River Basin, by Ximing Cai, Claudia Ringler, and Mark W. Rosegrant, March 2001.
- 73 Monitoring Systems for Managing Natural Resources: Economics, Indicators and Environmental Externalities in a Costa Rican Watershed, by Peter Hazell, Ujjayant Chakravorty, John Dixon, and Rafael Celis, March 2001.
- 74 Does Quaxi Matter to NonFarm Employment? by Xiaobo Zhang and Guo Li, June 2001.
- 75 The Effect of Environmental Variability on Livestock and Land-Use Management: The Borana Plateau, Southern Ethiopia, by Nancy McCarthy, Abdul Kamara, and Michael Kirk, June 2001.
- 76 Market Imperfections and Land Productivity in the Ethiopian Highlands, by Stein Holden, Bekele Shiferaw, and John Pender, August 2001.
- 77 Strategies for Sustainable Agricultural Development in the Ethiopian Highlands, by John Pender, Berhanu Gebremedhin, Samuel Benin, and Simeon Ehui, August 2001.
- 78 Managing Droughts in the Low-Rainfall Areas of the Middle East and North Africa: Policy Issues, by Peter Hazell, Peter Oram, Nabil Chaherli, September 2001.
- 79 Accessing Other People's Technology: Do Non-Profit Agencies Need It? How To Obtain It, by Carol Nottenburg, Philip G. Pardey, and Brian D. Wright, September 2001.
- 80 The Economics of Intellectual Property Rights Under Imperfect Enforcement: Developing Countries, Biotechnology, and the TRIPS Agreement, by Konstantinos Giannakas, September 2001.

EPTD DISCUSSION PAPERS

- 81 Land Lease Markets and Agricultural Efficiency: Theory and Evidence from Ethiopia, by John Pender and Marcel Fafchamps, October 2001.
- 82 The Demand for Crop Genetic Resources: International Use of the U.S. National Plant Germplasm System, by M. Smale, K. Day-Rubenstein, A. Zohrabian, and T. Hodgkin, October 2001.
- 83 How Agricultural Research Affects Urban Poverty in Developing Countries: The Case of China, by Shenggen Fan, Cheng Fang, and Xiaobo Zhang, October 2001.
- 84 How Productive is Infrastructure? New Approach and Evidence From Rural India, by Xiaobo Zhang and Shenggen Fan, October 2001.
- 85 Development Pathways and Land Management in Uganda: Causes and Implications, by John Pender, Pamela Jagger, Ephraim Nkonya, and Dick Sserunkuuma, December 2001.
- 86 Sustainability Analysis for Irrigation Water Management: Concepts, Methodology, and Application to the Aral Sea Region, by Ximing Cai, Daene C. McKinney, and Mark W. Rosegrant, December 2001.
- 87 The Payoffs to Agricultural Biotechnology: An Assessment of the Evidence, by Michele C. Marra, Philip G. Pardey, and Julian M. Alston, January 2002.
- 88 Economics of Patenting a Research Tool, by Bonwoo Koo and Brian D. Wright, January 2002.
- 89 Assessing the Impact of Agricultural Research On Poverty Using the Sustainable Livelihoods Framework, by Michelle Adato and Ruth Meinzen-Dick, March 2002.
- 90 The Role of Rainfed Agriculture in the Future of Global Food Production, by Mark Rosegrant, Ximing Cai, Sarah Cline, and Naoko Nakagawa, March 2002.
- 91 Why TVEs Have Contributed to Interregional Imbalances in China, by Junichi Ito, March 2002.
- 92 Strategies for Stimulating Poverty Alleviating Growth in the Rural Nonfarm Economy in Developing Countries, by Steven Haggblade, Peter Hazell, and Thomas Reardon, July 2002.

EPTD DISCUSSION PAPERS

- 93 Local Governance and Public Goods Provisions in Rural China, by Xiaobo Zhang, Shenggen Fan, Linxiu Zhang, and Jikun Huang, July 2002.
- 94 Agricultural Research and Urban Poverty in India, by Shenggen Fan, September 2002.
- 95 Assessing and Attributing the Benefits from Varietal Improvement Research: Evidence from Embrapa, Brazil, by Philip G. Pardey, Julian M. Alston, Connie Chan-Kang, Eduardo C. Magalhães, and Stephen A. Vosti, August 2002.
- 96 India's Plant Variety and Farmers' Rights Legislation: Potential Impact on Stakeholders Access to Genetic Resources, by Anitha Ramanna, January 2003.
- 97 Maize in Eastern and Southern Africa: Seeds of Success in Retrospect, by Melinda Smale and Thom Jayne, January 2003.
- 98 Alternative Growth Scenarios for Ugandan Coffee to 2020, by Liangzhi You and Simon Bolwig, February 2003.
- 99 Public Spending in Developing Countries: Trends, Determination, and Impact, by Shenggen Fan and Neetha Rao, March 2003.
- 100 The Economics of Generating and Maintaining Plant Variety Rights in China, by Bonwoo Koo, Philip G. Pardey, Keming Qian, and Yi Zhang, February 2003.
- 101 Impacts of Programs and Organizations on the Adoption of Sustainable Land Management Technologies in Uganda, Pamela Jagger and John Pender, March 2003.
- 102 Productivity and Land Enhancing Technologies in Northern Ethiopia: Health, Public Investments, and Sequential Adoption, Lire Ersado, Gregory Amacher, and Jeffrey Alwang, April 2003.
- 103 Animal Health and the Role of Communities: An Example of Trypanasomosis Control Options in Uganda, by Nancy McCarthy, John McDermott, and Paul Coleman, May 2003.
- 104 Determinantes de Estrategias Comunitarias de Subsistencia y el uso de Prácticas Conservacionistas de Producción Agrícola en las Zonas de Ladera en Honduras, Hans G.P. Jansen, Angel Rodríguez, Amy Damon, y John Pender, Juno 2003.

EPTD DISCUSSION PAPERS

- 105 Determinants of Cereal Diversity in Communities and on Household Farms of the Northern Ethiopian Highlands, by Samuel Benin, Berhanu Gebremedhin, Melinda Smale, John Pender, and Simeon Ehui, June 2003.
- 106 Demand for Rainfall-Based Index Insurance: A Case Study from Morocco, by Nancy McCarthy, July 2003.
- 107 Woodlot Devolution in Northern Ethiopia: Opportunities for Empowerment, Smallholder Income Diversification, and Sustainable Land Management, by Pamela Jagger, John Pender, and Berhanu Gebremedhin, September 2003.
- 108 Conservation Farming in Zambia, by Steven Haggblade, October 2003.
- 109 National and International Agricultural Research and Rural Poverty: The Case of Rice Research in India and China, by Shenggen Fan, Connie Chan-Kang, Keming Qian, and K. Krishnaiah, September 2003.
- 110 Rice Research, Technological Progress, and Impacts on the Poor: The Bangladesh Case (Summary Report), by Mahabub Hossain, David Lewis, Manik L. Bose, and Alamgir Chowdhury, October 2003.
- 111 Impacts of Agricultural Research on Poverty: Findings of an Integrated Economic and Social Analysis, by Ruth Meinzen-Dick, Michelle Adato, Lawrence Haddad, and Peter Hazell, October 2003.
- 112 An Integrated Economic and Social Analysis to Assess the Impact of Vegetable and Fishpond Technologies on Poverty in Rural Bangladesh, by Kelly Hallman, David Lewis, and Suraiya Begum, October 2003.
- 113 Public-Private Partnerships in Agricultural Research: An Analysis of Challenges Facing Industry and the Consultative Group on International Agricultural Research, by David J. Spielman and Klaus von Grebmer, January 2004.
- 114 The Emergence and Spreading of an Improved Traditional Soil and Water Conservation Practice in Burkina Faso, by Daniel Kaboré and Chris Reij, February 2004.
- 115 Improved Fallows in Kenya: History, Farmer Practice, and Impacts, by Frank Place, Steve Franzel, Qureish Noordin, Bashir Jama, February 2004.

EPTD DISCUSSION PAPERS

- 116 To Reach The Poor – Results From The ISNAR-IFPRI Next Harvest Study On Genetically Modified Crops, Public Research, and Policy Implications, by Atanas Atanassov, Ahmed Bahieldin, Johan Brink, Moises Burachik, Joel I. Cohen, Vibha Dhawan, Reynaldo V. Eborá, José Falck-Zepeda, Luis Herrera-Estrella, John Komen, Fee Chon Low, Emeka Omaliko, Benjamin Odhiambo, Hector Quemada, Yufa Peng, Maria Jose Sampaio, Idah Sithole-Niang, Ana Sittenfeld, Melinda Smale, Sutrisno, Ruud Valyasevi, Yusuf Zafar, and Patricia Zambrano, March 2004
- 117 Agri-Environmental Policies In A Transitional Economy: The Value of Agricultural Biodiversity in Hungarian Home Gardens, by Ekin Birol, Melinda Smale, And Ágnes Gyovai, April 2004.
- 118 New Challenges in the Cassava Transformation in Nigeria and Ghana, by Felix Nweke, June 2004.
- 119 International Exchange of Genetic Resources, the Role of Information and Implications for Ownership: The Case of the U.S. National Plant Germplasm System, by Kelly Day Rubenstein and Melinda Smale, June 2004.
- 120 Are Horticultural Exports a Replicable Success Story? Evidence from Kenya and Côte d'Ivoire, by Nicholas Minot and Margaret Ngigi, August 2004.
- 121 Spatial Analysis of Sustainable Livelihood Enterprises of Uganda Cotton Production, by Liangzhi You and Jordan Chamberlin, September 2004
- 122 Linkages between Poverty and Land Management in Rural Uganda: Evidence from the Uganda National Household Survey, 1999/00, by John Pender, Sarah Ssewanyana, Kato Edward, and Ephraim Nkonya, September 2004.
- 123 Dairy Development in Ethiopia, by Mohamed A.M. Ahmed, Simeon Ehui, and Yemesrach Assefa, October 2004.
- 124 Spatial Patterns of Crop Yields in Latin America and the Caribbean, by Stanley Wood, Liangzhi You, and Xiaobo Zhang, October 2004.
- 125 Variety Demand within the Framework of an Agricultural Household Model with Attributes: The Case of Bananas in Uganda, by Svetlana Edmeades, Melinda Smale, Mitch Renkow and Dan Phaneuf, November 2004.

EPTD DISCUSSION PAPERS

- 126 Assessing the Spatial Distribution of Crop Production Using a Cross-Entropy Method, Liangzhi You and Stanley Wood, November 2004.
- 127 Water Allocation Policies for the Dong Nai River Basin in Vietnam: An Integrated Perspective, by Claudia Ringler and Nguyen Vu Huy, December 2004.
- 128 Participation of Local People in Water Management: Evidence from the Mae Sa Watershed, Northern Thailand, by Helene Heyd and Andreas Neef, December 2004.
- 129 Improved Water Supply in the Ghanaian Volta Basin: Who Uses it and Who Participates in Community Decision-Making? by Stefanie Engel, Maria Iskandarani, and Maria del Pilar Useche, January 2005.
- 130 Improved Fallows in Eastern Zambia: History, Farmer Practice and Impacts, by Freddie Kwesiga, Steven Franzel, Paramu Mafongoya, Olu Ajayi, Donald Phiri, Roza Katanga, Elias Kuntashula, Frank Place, and Teddy Chirwa, February 2005.
- 131 The Case of Smallholder Dairying in Eastern Africa, by Margaret Ngigi, February 2005.