



FCND DP No. **130**

FCND DISCUSSION PAPER NO. 130

**CREATING A CHILD FEEDING INDEX USING THE
DEMOGRAPHIC AND HEALTH SURVEYS: AN EXAMPLE
FROM LATIN AMERICA**

Marie T. Ruel and Purnima Menon

Food Consumption and Nutrition Division

International Food Policy Research Institute

2033 K Street, N.W.

Washington, D.C. 20006 U.S.A.

(202) 862-5600

Fax: (202) 467-4439

April 2002

FCND Discussion Papers contain preliminary material and research results, and are circulated prior to a full peer review in order to stimulate discussion and critical comment. It is expected that most Discussion Papers will eventually be published in some other form, and that their content may also be revised.

ABSTRACT

Data from the Demographic and Health Surveys (DHS) for five Latin American countries (seven data sets) were used to explore the feasibility of creating a composite feeding index and to examine the association between feeding practices and child height-for-age (HAZ). Urban/rural differences were also examined.

The data sets used were Bolivia, 1994 and 1998; Colombia, 1995; Guatemala, 1995 and 1999; Nicaragua, 1998; and Peru, 1996. The variables used to create the index were: breastfeeding (whether the mother is currently breastfeeding the child); use of baby bottles in the previous 24 hours; dietary diversity (whether the child received selected food groups in the previous 24 hours); food group frequency (how many days the child received selected food groups in the past seven days); and meal (or feeding) frequency (how many times the child was offered solids or semisolid foods in the previous 24 hours (including meals and snacks). The index was made age-specific for 6–9-, 9–12-, and 12–36-month age groups, and country- and age-specific feeding terciles were created.

Bivariate analyses showed that feeding practices were strongly and statistically significantly associated with child HAZ in all seven data sets, especially after 12 months of age. Differences in HAZ between the lowest and highest feeding terciles remained significant for all countries except Bolivia, after controlling by multivariate analysis for potentially confounding influences. Multiple regression analyses also revealed that better feeding practices were more important for children from lower, compared to higher, socioeconomic status (Colombia 1995; Nicaragua 1998; Peru 1996); for children of

ladino (Spanish speaking), compared to indigenous, origin (Guatemala 1995); for older (30–36 months), compared to younger, children (12–30 months); and for children of mothers with, compared to mothers without, primary schooling, or mothers with higher than secondary levels of education (Peru 1996).

Urban mothers had consistently higher feeding practices scores than rural mothers, and their children had higher HAZ at all ages. Although breastfeeding rates and duration were lower in urban than in rural areas, as is typical of most countries in the developing world, children's diets in urban areas of Latin America were consistently better than those of rural areas from the age of 6 months. Urban mothers were more likely than rural mothers to introduce complementary foods in a timely fashion, to use a greater variety of complementary foods (animal products in particular), and to offer their children complementary foods as frequently as recommended for their age. These findings provide strong empirical evidence of the higher quality of the diet of urban weaning-age children compared to their rural counterparts. Urban/rural differences in malnutrition prevalence paralleled the differences documented for child feeding practices—prevalence of stunting was systematically lower in urban than in rural areas, and countries with highest prevalence of stunting also had the lowest average child feeding index scores (Guatemala 1995, 1999; Peru 1996).

This work shows that the data available in DHS data sets can be used for a variety of purposes, including to (1) describe and study the distribution of specific feeding practices by geographic area, or other characteristics of interest such as maternal schooling or household socioeconomic status; (2) create a child feeding index to quantify

and illustrate associations between child feeding practices and child outcomes, thereby serving as an advocacy tool; and (3) identify practices and vulnerable groups that could be targeted by programs and policies to improve child feeding practices and overall child health and nutrition. In sum, greater use of the DHS data on child feeding practices should be promoted for research and analysis, as a source of guidance on program design and planning, and for advocacy.

CONTENTS

Acknowledgments	vii
1. Introduction	1
2. Subjects and Methods	3
Data	3
Child Feeding Index	4
Socioeconomic Index	8
Other Variables	9
Analytical Methodology	9
3. Results	11
Urban/Rural Differences in Child Feeding Practices and in Nutritional Status (Height-for-Age Z-Scores)	11
Association Between Child Feeding Practices and Height-for-Height Z-Scores	15
4. Discussion	19
Key Findings	19
Urban/Rural Differences in Child Feeding and Nutrition	23
Methodological Considerations	24
5. Conclusions	27
References	28

TABLES

1 Variables and scoring system used to create the child feeding index for children 6-36 months, by age group	5
2 Child feeding practices scores in Latin America, by age group, country, area of residence, and year (DHS data sets)	12
3 Urban/rural differences in maternal feeding practices for children 12-36 months of age (percent mothers who report the following practices)	13

4	Results of ordinary least squares regression analyses of the determinants of children's height-for-age Z-scores in five countries (seven data sets) of Latin America	17
---	--	----

FIGURES

1	The continuum of child feeding	5
2	Urban/rural differences in the prevalence of stunting among 12-36-month-old children (Latin America, DHS data).....	14
3	Association between child feeding practices and height-for-age Z-scores (HAZ) in five Latin American countries	15
4	Mean adjusted height-for-age Z-scores (HAZ), by feeding tercile and ethnicity (DHS, Guatemala 1999).....	18
5	Mean adjusted height-for-age Z-scores (HAZ), by feeding terciles and socioeconomic status (DHS,Nicaragua 1998).....	18
6	Mean adjusted height-for-age Z-scores (HAZ), by feeding terciles and maternal schooling (DHS, Peru 1996).....	19

ACKNOWLEDGMENTS

This research was supported by the University Partnership Program of the U.S. Agency for International Development (USAID), the Department for International Development (U.K.), and the International Food Policy Research Institute (IFPRI). We thank Prem Sangraula and Roshan Hussain for research assistance, and Lisa Smith for reviewing the document.

Marie T. Ruel
International Food Policy Research Institute

Purnima Menon
Division of Nutritional Sciences
Cornell University

1. INTRODUCTION

The importance of child feeding practices for child nutrition is well recognized in the nutrition literature (WHO 1995; Brown, Dewey, and Allen 1998). However, efforts to measure and quantify child feeding practices and assess the strength of their association with child nutritional status have been hampered by methodological problems. The problems arise primarily because child feeding practices encompass a series of interrelated behaviors that are difficult to summarize into one or a few variables. For example, recommended practices for a 7-month old infant include, among other things, breastfeeding, feeding the infant nutrient-dense complementary foods two to three times per day, and actively helping and motivating the infant to eat. Child feeding practices in the first three years are also age specific within narrow age ranges, which adds to the complexity of measurement. Thus, evaluating the overall quality of mothers' feeding behaviors can be challenging, and few researchers have tried.

Most research on the relationship between child feeding practices and health outcomes has focused on single behaviors, e.g., exclusive breastfeeding (Popkin et al. 1990; Victora et al. 1989; Brown et al. 1989), timing of introduction of complementary foods (Cohen et al. 1994), and the importance of animal products in complementary feeding (Marquis et al. 1997). These approaches, while valuable for evaluating the role of individual practices, do not allow an examination of the impact of child feeding practices *as a whole* on children's health and nutrition outcomes. Qualitative approaches have also been popular for research on feeding practices and care, because their flexibility makes

them suitable for capturing complex behavior patterns. The knowledge acquired through the use of observational and anthropological methods is also valuable, but it does not help *quantify* the importance of child feeding and care practices for child nutrition outcomes.

The research presented here constitutes one of the first attempts at quantifying some of the various dimensions of child feeding practices, namely, type, quality, and frequency, and at summarizing the information into a composite, age-specific index of child feeding practices. Data from the Demographic and Health Surveys (DHS) from five countries (seven data sets) were used.

The specific aims of the research were to (1) assess the feasibility of creating an age-specific child feeding index using the information available in DHS data sets; (2) examine urban and rural differences in child feeding practices and evaluate whether they parallel differences in nutritional status; (3) estimate the strength of the association between child feeding practices and child nutritional status, while controlling for potentially confounding factors through multiple regression analyses; and (4) evaluate whether good feeding practices are more important for some subgroups of children than others, depending on their age or gender, their maternal and household sociodemographic characteristics, or their area of residence (urban versus rural).

This work builds on our previous experience with creating a child feeding index using primary data from a representative survey of urban livelihoods in Accra, Ghana (Maxwell et al. 2000; Ruel et al. 1999; Armar-Klemesu et al. 2000). Our experience showed that creating a child feeding index was both feasible and useful, especially to quantify the strength of the association between child feeding practices and nutritional

outcomes and to study the maternal and socioeconomic barriers to optimal feeding practices.

2. SUBJECTS AND METHODS

DATA

Seven data sets from the Demographic and Health Surveys (DHS) collected in five countries of Latin America between 1994 and 1999 were used. The DHS program is funded by the U.S. Agency for International Development (USAID) and coordinated by Macro International, Inc. Data collection is usually carried out in collaboration with country governments using population sampling frames and all data sets are nationally representative. These data sets are in the public domain and are available from the DHS website (Measure DHS+ 2000). Ethical clearance for the use of these data was obtained from the Cornell University Commission on Human Subjects.

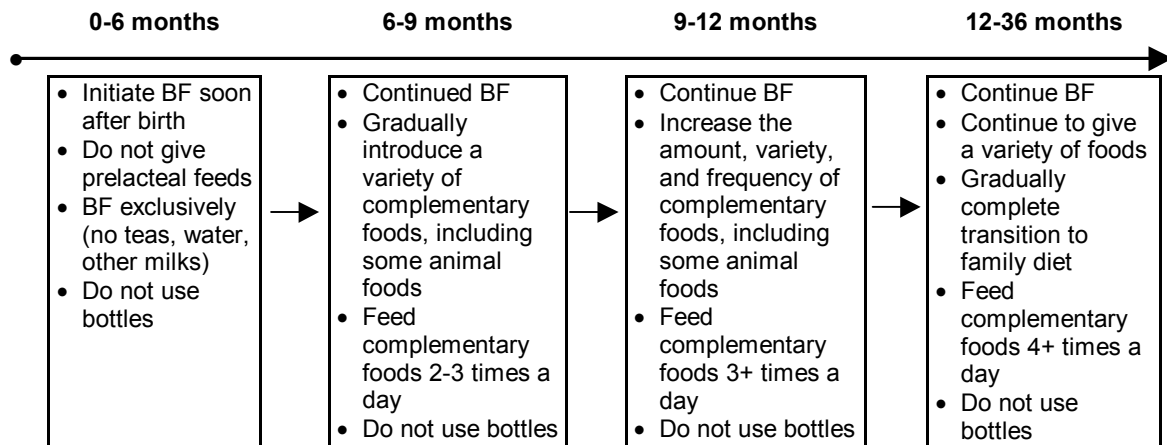
Data sets collected from 1994 onward and available on the website as of August 2000 were used. These included Bolivia, 1994 and 1998; Colombia 1995; Guatemala 1995 and 1999; Nicaragua 1998; and Peru 1996. The criteria used for country selection were (1) availability of data to create the child feeding index (see subsection below); (2) availability of child anthropometric data; and (3) urban and rural samples equal or larger than 500 children 0–36 months of age. This latter criterion was important to allow an adequate sample size for the stratification of the sample by age groups within urban and rural areas.

CHILD FEEDING INDEX

A child feeding index was created based on current feeding recommendations for children 6–36 months (Brown, Dewey, and Allen 1998; The Linkages Project 1999), as summarized in Figure 1. Optimal feeding practices were defined for three age groups: 6-9 months (breastfeeding plus gradual introduction of complementary foods); 9–12 months (the same, but increasing the amount and frequency of complementary feeding); and 12-36 months (continued breastfeeding for as long as possible, gradual transition to the family diet, and focus on dietary quality). The use of baby bottles was considered an inappropriate practice at all ages.

The following variables were used in the index creation: breastfeeding (whether the mother is currently breastfeeding the child); use of baby bottles in the previous 24 hours; dietary diversity (whether the child received selected food groups in the previous 24 hours); food group frequency (how many days the child received selected food groups in the past seven days); and meal (or feeding) frequency (how many times the child was offered solids or semisolid foods in the previous 24 hours (including meals and snacks).

The list of variables and the scoring system used to create the child feeding index for the different age groups are presented in Table 1. The general scoring system was to assign a score of 0 for a potentially harmful practice and a score of 1 for a positive practice. Practices considered particularly important at a given age, such as breastfeeding between 6 and 12 months of age, or feeding the child animal products regularly between 12 and 36 months of age received a score of 2. As indicated above, practices were

Figure 1. The continuum of child feeding**Table 1—Variables and scoring system used to create the child feeding index for children 6-36 months, by age group**

Variables	6-9 mo	9-12 mo	12-36 mo
<i>Breastfeeding</i>	No = 0; Yes = +2	No = 0; Yes = +2	No = 0; Yes = +1
<i>Uses bottle</i>	No = 1; Yes = 0	No = 1; Yes = 0	No = 1; Yes = 0
<i>Dietary diversity</i> (in past 24 hours)	Sum of: (grains + tubers + milk + egg/fish/poultry + meat + other): 0 = 0 1-3 = 1 4+ = 2	Sum of: (grains + tubers + milk + eggs/fish/poultry + meat + other): 0 = 0 1-3 = 1 4+ = 2	Sum of: (grains + tubers + milk + eggs/fish/poultry + meat + other): 0 = 0 1-3 = 1 4+ = 2
<i>Food group frequency</i> (past 7 days)	For each of: - egg/fish/poultry - meat 0 times in past 7 d = 0 1-3 times in past 7 d = 1 4+ times in past 7 d = 2 For staples (grains or tubers) 0-2 times = 0; 3+ times = 1 Food group frequency = sum of scores for staples + egg/fish/poultry + meat	For each of: - egg/fish/poultry - meat 0 times in past 7 d = 0 1-3 times in past 7 d = 1 4+ times in past 7 d = 2 For staples (grains or tubers) 0-3 times = 0; 4+ times = 1 Food group frequency = sum of scores for staples + egg/fish/poultry + meat	For each of: - milk - eggs/fish/poultry - meat 0 times in past 7 d = 0 1-3 times in past 7 d = 1 4+ times in past 7 d = 2 Food group frequency = sum of scores for milk + egg/fish/poultry + meat
<i>Meal frequency</i> (past 24 hours)	0 meals/d = 0 1 meal/d = 1 2 meals/d = 2	0 meals/d = 0 1-2 meals/d = 1 3+ meals/d = 2	0-1 meal/d = 0 2-3 meals/d = 1 4+ meals/d = 2
Total score	12 points	12 points	12 points

considered positive or negative based on current child feeding recommendations and on available scientific evidence about their benefits or risks (WHO 1995; Brown, Dewey, and Allen 1998). The specific scoring system used for the three age groups is summarized below.

Breastfeeding received a score of 2 for infants 6–12 months of age, a score of 1 for older children, and a score of 0 for non-breastfeeding children of any age. Avoidance of baby bottles was scored 1 (good practice), and their use received a score of 0 at any age because the practice is considered potentially harmful for all children.

A dietary diversity score was created based on the number of food groups consumed by the child in the previous 24 hours (maximum of six food groups: cereals, tubers, milk, egg/fish/poultry, meat, and other). Note that eggs, fish, and poultry are combined into a single group in the DHS data sets used. There are currently no specific recommendations regarding the optimal number of foods or food groups a child should consume each day, but there is some consensus that higher dietary diversity is desirable because it can help meet daily requirements for a variety of nutrients. In the absence of a specific recommendation, an arbitrary scoring, similar for all age groups, was used: none (meaning no semisolid or solid foods) was scored 0, one to three food groups received a score of 1, and four or more food groups received a score of 2.

A food group frequency score was also created, based on the information on the number of days the child consumed different food groups in the previous week. For this score, the grains and tubers groups were combined into one single group, referred to as “staples,” and the “others” food group was not used, leaving a total of four food groups

(staples, milk, egg/fish/poultry, and meat). For the food group frequency score, each food group was scored individually and the scores to each one were summed to derive a final food group frequency score. Different combinations of food groups were included in the score, depending on the age group. For the two younger age groups, the staple group was included, as well as the two animal product groups (egg/fish/poultry and meat). The animal products were scored 0 if they were not consumed during the past week, 1 if they were consumed on one to three days, and 2 if they were consumed on four days or more. The staple foods received a score of 1 if consumed three days in the previous week at 6–9 months of age, and four days at 9–12 months of age; otherwise, they were scored 0. A higher score was given for regular consumption of animal products than for staple foods. The reason for this emphasis on animal products is that, although there is no specific recommendation at this time about the optimal frequency of intake of animal products, the current recommendation is that children 6 months of age and older consume animal products as often as possible, ideally every day (The Linkages Project 1999). The milk group was not included in the food group frequency score for infants up to 12 months of age because it is thought to displace breast milk and is associated with greater use of baby bottles. For children 12 months and older, all three animal food groups (milk, meat, fish/egg/poultry) were included and a score of 2 was given for each when consumed four days per week or more. For these older children, the “staple” group was not included because little variability was found—most children consumed cereals or tubers regularly.

The scoring of meal frequency was based on current feeding recommendations, according to which 6–9-months-old infants should receive complementary foods at least

twice a day, 9–12-months old infants three times a day, and 12–36-months-old children four times a day (The Linkages Project 1999).

The final child feeding index was the sum of the scores obtained for each variable described above. The index ranged from 0 to 12 for all three age groups. Within each age group (and country), the child feeding index scores were grouped into terciles of child feeding practices: low, average, and high.

SOCIOECONOMIC INDEX

A socioeconomic index was created using data available at the household level from the DHS data sets. The main purpose of creating the index was to categorize households into socioeconomic status (SES) terciles and to control for socioeconomic status in the multiple regression analyses of the determinants of child nutritional status (see analytical methodology). The index was constructed separately for each country and for urban and rural areas within each country, because the characteristics that define wealth were expected to be different from one country to the other, as well as between urban and rural areas within countries.

Principal components analysis was used to derive one factor from the selected wealth variables. All candidate variables were categorical and ranked by ascending order (from worst to best). Variables included water source, sanitary facility, housing material (floor, wall, roof), and ownership of a list of assets. The selection criteria for inclusion of individual variables into the final factor was that factor loadings (defined as the correlation between the variable and the factor) had a value greater than 0.5. For each

country and area, the newly created variable reflecting the factor scores was then ranked into terciles to create three socioeconomic (SES) status groups: low, average, and high. More details about the methodology are available in Menon, Ruel, and Morris (2000).

OTHER VARIABLES

The child nutritional status outcome used was height-for-age because stunting (defined as height-for-age Z-score less than -2 standard deviations of the WHO/NCHS/CDC reference standards (WHO 1979) is the main nutritional problem in Latin America (Ruel 2001). Wasting (low weight-for-height) prevalence is very low throughout the region.

Maternal education was available as highest level of formal schooling, and four categories were created: no schooling, primary, secondary, and higher than secondary.

Maternal height (in centimeters), parity (number of pregnancies), child gender (coded 1 for male and 2 for female), number of children under age 5 in the household, and urban/rural residence (coded 1 for urban and 2 for rural) were also used in the analyses. Ethnic group (coded 1 for indigenous and 2 for ladino) was used when available (only in the two data sets from Guatemala).

ANALYTICAL METHODOLOGY

T-tests and analysis of variance (ANOVA) were used to test the statistical significance of differences in bivariate analyses. Ordinary least squares (OLS) regression was used to test whether the magnitude and statistical significance of the association

between the feeding index terciles and HAZ remained after controlling for other determinants of child nutritional status such as child age and gender, maternal education, height, parity, number of children under 5, ethnic group (when available), household socioeconomic status, and area of residence. Interaction models were also used to test the statistical significance of all two-way interactions between the child feeding terciles on the one hand and the individual variables included in the model on the other. The objective of testing for two-way interaction terms was to determine whether the magnitude of the association between child feeding practices and child nutritional status differed according to specific characteristics of the child, mother, or household. For example, we hypothesized, based on findings from our previous work in Ghana, that children from poorer households and those whose mothers were less educated may benefit more from better feeding practices than wealthier children or children with more educated mothers (Ruel et al. 1999).

One potential limitation of our multiple regression analyses is that the child feeding practices variable may be endogenous to the model, i.e., it may be determined by a set of factors that also determine the outcome. For example, maternal education and household socioeconomic factors may influence both feeding practices and children's nutritional status. Failure to control for endogeneity leads to biased coefficient estimates (Judge et al. 1985). One common approach to address the issue of endogeneity is the use of instrumental variables (using predicted as opposed to observed values of a variable) and two-stages, least squares methods. In order to use this approach, it is necessary to identify at least one variable (determinant) that is associated with the endogenous

variable being predicted in the first stage of the equation (the instrumental variable—in this case feeding practices), but that is not associated with the outcome (HAZ). None of the variables available in the DHS data sets met this criterion. For this reason, the potential problem of endogeneity was not addressed in this analysis. Additional research is required to identify potential instruments that could be used to predict child feeding practices and to address the problem of endogeneity of this variable in modeling the determinants of nutritional status.

Probability values less than 0.05 for main effects and less than 0.20 for two-way interactions were considered statistically significant. Least squares means (adjusted for other covariates by OLS) were reported only for statistically significant interactions. All analyses were done using Stata (Stata Corporation), versions 6 and 7.

3. RESULTS

URBAN/RURAL DIFFERENCES IN CHILD FEEDING PRACTICES AND IN NUTRITIONAL STATUS (HEIGHT-FOR-AGE Z-SCORES)

Table 2 presents mean child feeding scores by age group, area of residence, and country. Results show that urban mothers have consistently higher child feeding practices scores than rural mothers, with most of the differences in favor of urban mothers being statistically significant. Mean index scores range from a low 5.9 points in Guatemala 1999 among children aged 6–9 months old to a high of 9 points among urban 12–36-month-old children in Bolivia 1998 and Colombia 1995.

Table 2—Child feeding practices scores in Latin America, by age group, country, area of residence and year (DHS data sets)^a

Country	6-9 months				9-12 months				12-36 months			
	Urban		Rural		Urban		Rural		Urban		Rural	
	Mean	SD	Mean	SD	Mean	SD	Mean	SD	Mean	SD	Mean	SD
Bolivia 1994	8.09 [n=137]	2.14	7.79 [n=120]	2.32	8.96* [n=141]	1.86	8.40 [n=111]	1.91	8.80* [n=759]	1.60	7.78 [n=678]	1.91
Bolivia 1998	7.88* [n=170]	2.42	7.32 [n=171]	2.61	9.00* [n=178]	1.89	8.10 [n=171]	2.36	9.07* [n=1,022]	1.60	7.79 [n=836]	1.98
Colombia 1995	8.19 [n=143]	1.86	8.11 [n=91]	1.78	8.53 [n=165]	1.86	8.20 [n=66]	1.85	9.02* [n=987]	1.47	8.64 [n=500]	1.61
Guatemala 1995	6.44* [n=113]	2.13	5.98 [n=346]	2.10	7.46* [n=99]	1.97	6.86 [n=356]	1.95	7.26* [n=591]	1.79	6.23 [n=1,931]	1.70
Guatemala 1999	5.95 [n=43]	2.19	5.92 [n=160]	1.95	7.72* [n=54]	2.07	6.87 [n=154]	1.92	7.41* [n=304]	1.92	6.34 [n=874]	1.77
Nicaragua 1998	6.98* [n=139]	2.14	6.52 [n=164]	1.84	6.83* [n=124]	1.67	6.36 [n=150]	1.91	7.32* [n=984]	1.75	6.51 [n=1,123]	1.86
Peru 1996	7.29* [n=324]	2.30	6.85 [n=385]	2.55	8.53* [n=423]	1.90	8.13 [n=381]	1.97	8.38* [n=2,628]	1.65	7.24 [n=2,206]	2.00

^a An asterisk (*) indicates that the t-test of the comparison between urban and rural areas is statistically significant ($p < 0.05$).

Table 3 highlights urban/rural differences in specific feeding practices. It shows that urban mothers generally use a greater variety of complementary foods than rural mothers and, more importantly, that they are more likely to feed their children animal products and to offer them complementary foods as frequently as recommended for their age. This is true for all age groups between 6 and 36 months (although only findings for the 12–36 month age group are presented).

Table 3—Urban/rural differences in maternal feeding practices for children 12-36 months of age (percent of mothers who report the following practices)^a

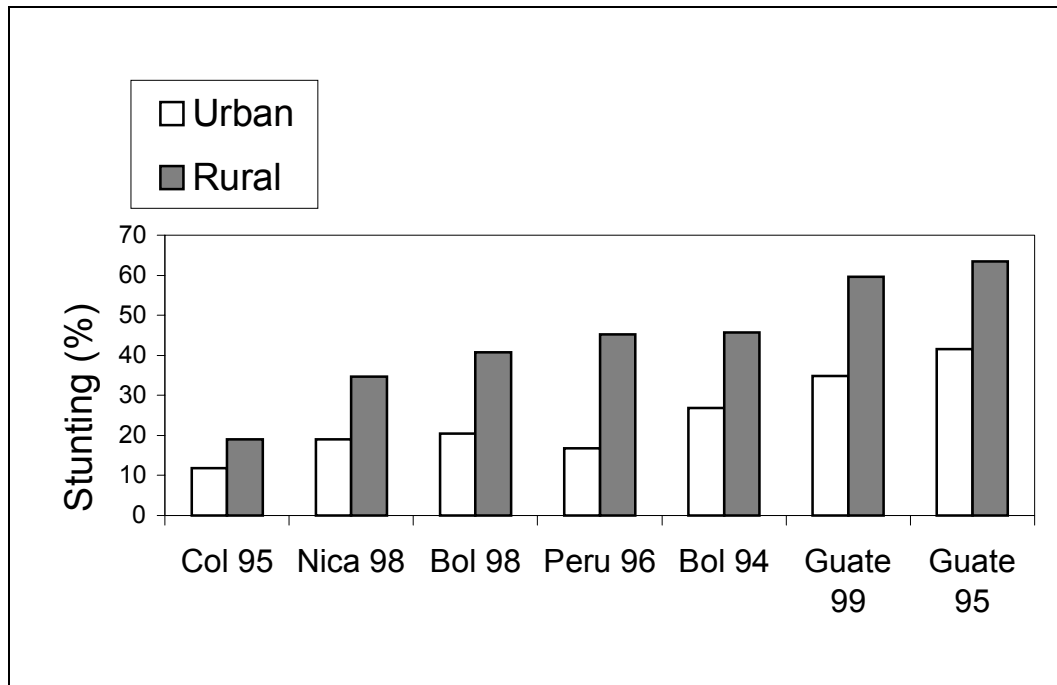
Practices	Bolivia 1994		Bolivia 1998		Colombia 1995		Guatemala 1995		Guatemala 1999		Nicaragua 1998		Peru 1996	
	Urban	Rural	Urban	Rural	Urban	Rural	Urban	Rural	Urban	Rural	Urban	Rural	Urban	Rural
Currently breastfeeding	33.3*	49.1	33.6*	47.4	21.7*	28.8	44.0	57.0*	42.1*	57.0	29.3*	36.9	40.4	52.5*
Uses baby bottles	46.9*	20.5	53.4*	24.8	70.0*	56.6	57.1	32.7*	3.8*	2.3	77.6*	71.6	41.4	70.8*
In past 24 hours gave:														
- Grains	48.3	51.3	68.8	70.8	90.1	92.4	40.1	32.4*	47.9*	55.4	29.8*	24.1	86.6	89.0*
- Eggs, fish, poultry	65.5*	48.3	67.1	54.4	74.6*	65.0	69.0	57.5*	71.9*	65.7	65.8	62.8	74.2	52.3*
- Meat	84.4*	66.0	76.7*	62.8	65.0	62.0	48.5	29.3*	37.6*	32.0	56.4*	36.6	39.7	35.5*
In past 7 days gave (>1 time):														
- Grains	74.6*	76.4	90.2	89.2	97.7	99.2	66.2	57.0*	68.8*	71.1	42.7	37.9	98.2	96.5*
- Eggs, fish, poultry	93.5*	86.6	93.7*	85.9	97.2*	93.5	93.1	88.9*	90.3	90.3	88.9*	86.2	96.9	83.6*
- Meat	97.2*	87.1	94.8*	86.4	93.6*	90.8	82.9	72.3*	74.1*	64.0	83.1*	59.9	83.0	69.5*
In past 24 hours gave \geq 4 meals	70.5*	55.5	76.9*	59.8	91.2*	84.6	41.3	28.9*	63.4*	2.5	56.0*	47.7	57.8	37.4*

^a An asterisk (*) indicates that the t-test of urban-rural difference is statistically significant at $p < 0.05$.

On the negative side, urban mothers in Latin America, as in other regions of the developing world, are likely to stop breastfeeding earlier than rural mothers and to use baby bottles and breast-milk substitutes. These nonoptimal practices are widespread in urban areas, often as a result of women's extensive involvement in income-generating activities (Ruel 2000).

Urban/rural differences in malnutrition prevalence parallel the differences documented here for child feeding practices—the prevalence of stunting is systematically lower in urban compared to rural areas (Figure 2). Urban/rural differences as large or larger than twofold are found in the prevalence of stunting among 12–36-month-old children in four of the seven data sets (Bolivia 1998, Peru 1996, Guatemala 1995 and

Figure 2. Urban/rural differences in the prevalence of stunting among 12-36-month-old children (Latin America, DHS data)

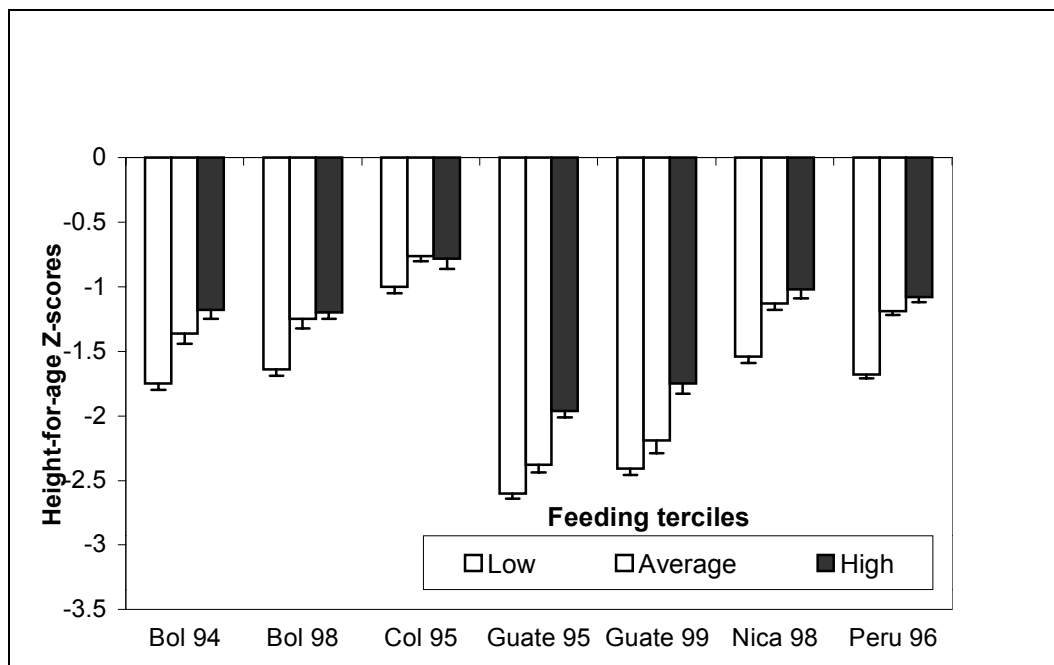


1999). Lower child feeding index scores are also found in countries with higher stunting prevalences (Guatemala 1995 and 1999, and Peru). The opposite is also true, as countries such as Colombia have the highest mean child feeding practices scores and the lowest prevalence of stunting.

ASSOCIATION BETWEEN CHILD FEEDING PRACTICES AND HEIGHT-FOR-HEIGHT Z-SCORES

Findings from the bivariate analyses of the association between child feeding practices and height-for-age Z-scores are presented in Figure 3 for children aged 12–36 months. Because there were no differences in the nature of this association between urban and rural areas, data are presented for both areas combined.

Figure 3. Association between child feeding practices and height-for-age Z-scores (HAZ) in five Latin American countries



Note: All differences are statistically significant; ANOVA, $p < 0.05$.

The analysis shows that better child feeding practices are associated with higher height-for-age Z-scores among 12–36 month old children in all seven data sets. All differences are statistically significant (ANOVA $p < 0.05$), and the magnitude of differences between the low and the high feeding terciles is greater than 0.5 Z-scores in five of the data sets. Differences between feeding terciles among younger age groups are less consistent, especially among the 6–9 month age group, and are statistically significant only in a few data sets (not shown).

Results of multiple regression analyses confirm findings from bivariate analyses showing that child feeding practices are associated with better nutritional status. After controlling for potentially confounding sociodemographic factors, feeding practices are statistically significant either as a main effect or in two-way interactions in all but the two Bolivia data sets (1994 and 1998). The analysis also reveals the existence of two-way interactions in four of the data sets (Table 4). In Guatemala 1995, feeding practices interact with maternal ethnicity, showing a stronger association with HAZ among children of ladino, compared to indigenous, mothers (Figure 4). In Colombia, Nicaragua, and Peru, the interaction with socioeconomic status shows that better feeding practices in these samples are more strongly associated with HAZ among poorer than wealthier households (for an example from Nicaragua, see Figure 5). In the Peru data set, child feeding practices interact with a series of factors: socioeconomic status, child age, and maternal schooling. The socioeconomic status interaction is in the same direction as for Nicaragua and Colombia, i.e., a larger magnitude of association between feeding

Table 4—Results of ordinary least squares regression analyses of the determinants of children’s height-for-age Z-scores in five countries (seven data sets) of Latin America^a

Independent variables ^b	Bolivia 1994		Bolivia 1998		Colombia 1995		Guatemala 1995		Guatemala 1999		Nicaragua 1998		Peru 1996	
	<i>Coeff</i>	t-test	<i>Coeff</i>	t-test	<i>Coeff</i>	t-test	<i>Coeff</i>	t-test	<i>Coeff</i>	t-test	<i>Coeff</i>	t-test	<i>Coeff</i>	t-test
Main effects														
Child age (18 months)	-0.40	-4.43 ^c	-0.35	-4.37 ^c	-0.19	-2.80 ^c	-0.35	-6.02 ^c	-0.28	-3.06 ^c	-0.31	-3.77 ^c	-0.30	-4.08
Child age (24 months)	-0.02	-0.20	0.03	0.40	0.09	1.20	-0.11	-1.75	-0.05	-0.51	0.10	1.20	<i>0.09</i>	1.17
Child age (30 months)	-0.24	-2.17	0.12	1.37	0.18	2.32	-0.24	-3.40	-0.10	-0.84	-0.12	-1.34	-0.19	-2.26
Child gender	<i>0.06</i>	0.92	<i>0.10</i>	1.59	0.13	2.46	0.12	2.66	<i>0.11</i>	1.52	<i>0.05</i>	0.84	0.09	2.44
Maternal education (1)	-0.20	-1.80	0.14	1.34 ^c	0.06	0.45 ^c	0.00	-0.02 ^c	0.10	1.16 ^c	0.08	1.00 ^c	-0.10	-1.18
Maternal education (2)	-0.03	-0.20	0.37	2.90	0.25	1.69	0.34	3.13	0.51	3.18	0.36	3.42	<i>0.12</i>	1.18
Maternal education (3)	<i>0.11</i>	0.50	0.41	2.54	0.29	1.66	0.38	1.46	1.20	3.15	0.71	3.08	<i>0.46</i>	3.09
Maternal height (centimeters)	0.06	10.54	0.04	8.88	0.06	15.03	0.07	15.37	0.03	7.46	0.03	8.12	0.05	16.59
Maternal ethnicity	-	-	-	-	-	-	0.27	5.29	<i>0.08</i>	0.71	-	-	-	-
Maternal parity	-0.04	-2.40	-0.02	-1.50	<i>0.15</i>	0.90	-0.01	-1.10	<i>0.00</i>	0.11	-0.00	-0.33	-0.03	-3.56
Feeding index tercile (2)	<i>0.11</i>	1.25	<i>0.09</i>	1.06	<i>0.34</i>	3.65	0.08	1.40 ^c	-0.30	-1.97	<i>0.15</i>	1.40	-0.23	-1.53
Feeding index tercile (3)	<i>0.16</i>	1.80	<i>0.07</i>	0.94	<i>0.47</i>	3.20	0.19	3.21	-0.19	-1.42	<i>0.52</i>	3.34	<i>0.30</i>	-1.30
SES tercile (2)	0.18	2.08 ^c	0.11	1.50 ^c	<i>0.44</i>	4.53	0.12	2.23 ^c	-0.07	-0.81 ^c	<i>0.12</i>	1.11	<i>0.16</i>	2.38
SES tercile (3)	0.47	4.96	0.49	5.84	<i>0.62</i>	4.19	0.30	4.73	0.25	2.40	<i>0.59</i>	4.48	<i>0.25</i>	3.14
No. children < 5 years	-0.21	-4.55	-0.22	-5.23	-0.19	-5.83	-0.17	-6.25	-0.16	-3.99	-0.08	-2.52	-0.21	-8.64
Residence (urban/rural)	-0.35	-4.23	-0.30	-4.18	-0.11	-1.66	-0.37	-6.13	-0.19	-2.04	-0.23	-3.27	-0.52	-11.88
Two-way interactions														
Feeding . SES (2_2)					-0.21	-1.66 ^d					0.24	1.49 ^d	0.06	0.67 ^d
Feeding . SES (2_3)					-0.44	-2.27					-0.27	-1.29	0.12	0.99
Feeding . SES (3_2)					-0.44	-2.45					-0.12	-0.69	0.23	2.14
Feeding . SES (3_3)					-0.72	-2.75					-0.62	-2.79	0.30	2.36
Feeding . age (2_18)													0.04	0.37 ^d
Feeding . age (3_18)													0.04	0.31
Feeding . age (2_24)													0.06	0.54
Feeding . age (3_24)													-0.06	-0.46
Feeding . age (2_30)													0.34	2.90
Feeding . age (3_30)													0.20	1.39
Feeding . ethnicity (3_2)									0.63	3.14 ^d				
Feeding . ethnicity (3_3)									0.63	3.64				
Feeding . education (1_2)													0.34^d	2.29
Feeding . education (1_3)													0.34	1.49
Feeding . education (2_2)													0.15	0.95
Feeding . education (2_3)													0.23	1.01
Feeding . education (3_2)													0.12	0.62
Feeding . education (3_3)													-0.01	-0.04
N	1,288		1,747		1,451		2,388		1,078		1,883		4,613	
F	21.5		26.1		25.16		54.54		19.76		15.21		48.58	
Adjusted R-Square	0.19		0.18		0.24		0.26		0.24		0.13		0.24	
Root Mean Square Error	1.26		1.29		1.00		1.11		1.18		1.34		1.21	

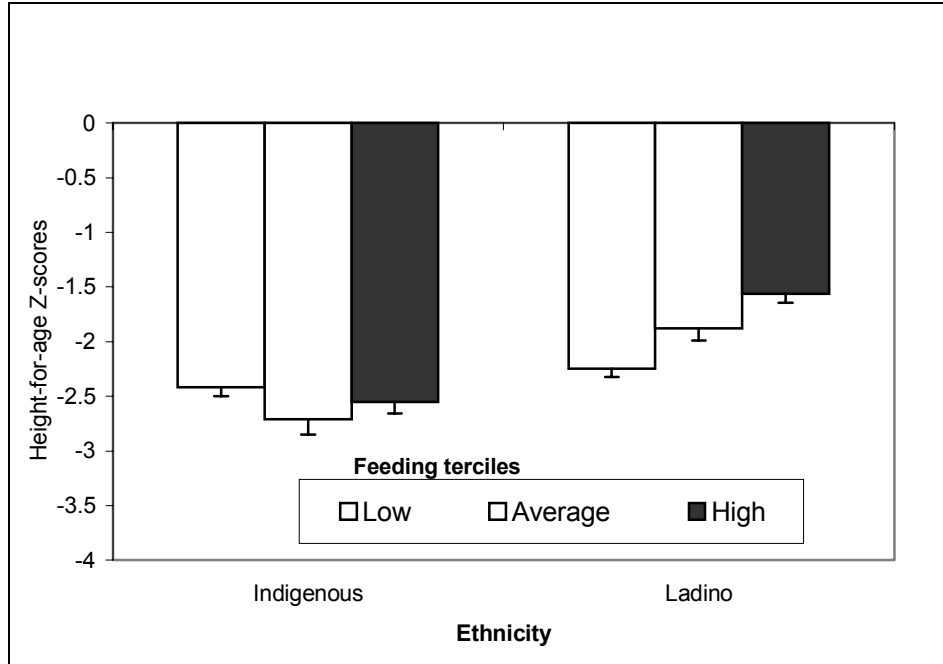
^a Table entries are regression coefficients and t-tests.

^b Coding of variables: Child age group: (12 = 12-17.9 mo.; 18 = 18-23.9 mo.; 24 = 24-29.9 mo.; 30 = 30-35.9mo.); 3 dummies, reference = 12; Child gender: 1 = male; 2 = female; Maternal education: (0 = no education; 1 = primary; 2 = secondary; 3 = higher); 3 dummies, reference = 0; Maternal ethnicity: (1 = Indigenous; 2 = ladino); Feeding terciles: (1 = poor; 2 = average; 3 = good); 2 dummies, reference = 1; SES = socioeconomic index score: (terciles: 1 = poor; 2 = average; 3 = higher); 2 dummies, reference = 1; Residence: Urban/rural: (urban = 1; rural = 2) *two-way interaction term*: For each interaction term, the numbers in parentheses after the variables represent the categories for the two variables in the interaction term. For example, the feeding x SES interaction term “feeding . SES (2_3)” represents the interaction of the second category of the feeding index with the third category of SES (i.e., average feeding tercile, high SES).

^c Joint test for main effect is significant (p < 0.05).

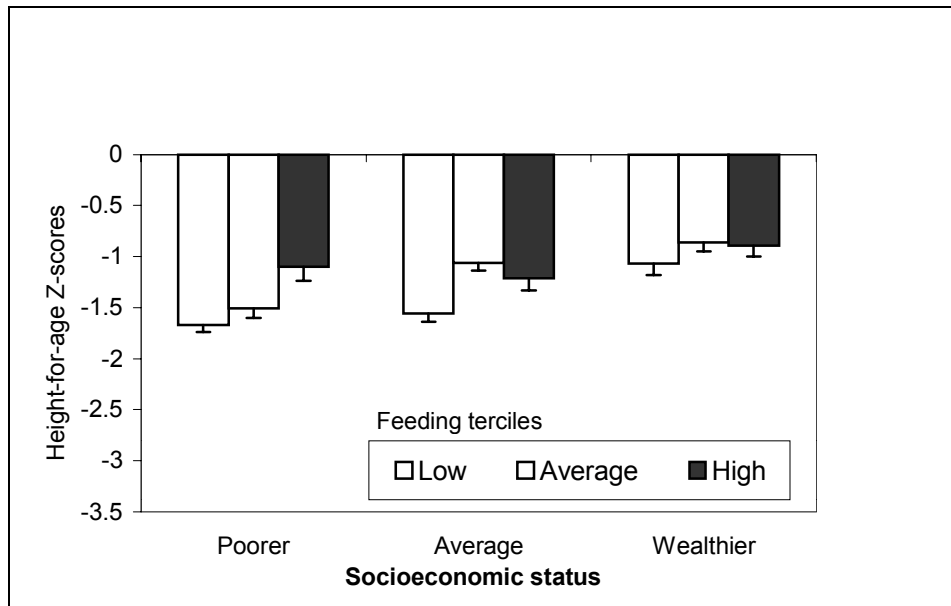
^d Joint test for two-way interaction is significant (p < .20).

Figure 4. Mean adjusted height-for-age Z-scores (HAZ), by feeding terciles and ethnicity (DHS, Guatemala 1999)



Note: Means are adjusted for child age, maternal height, parity, number of children < 5 years, and socioeconomic status.

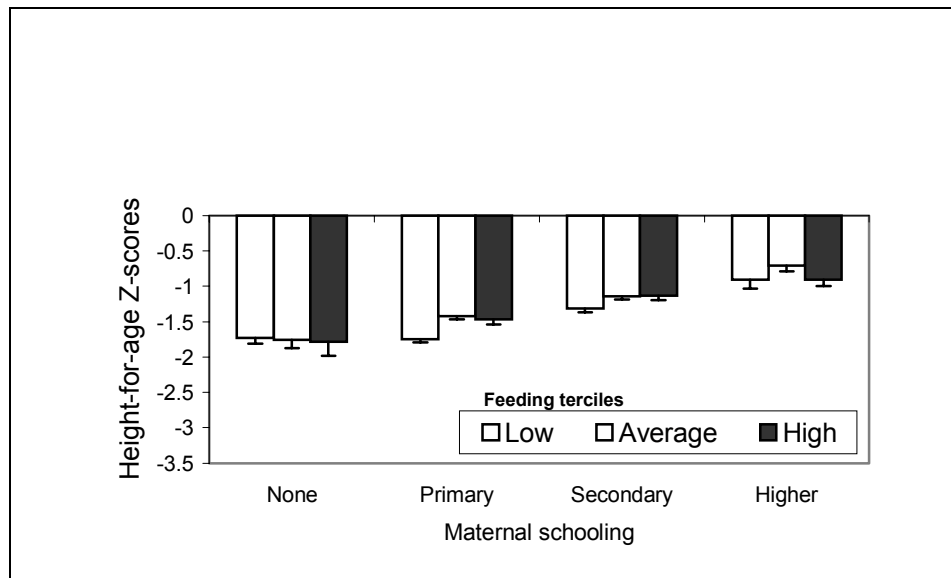
Figure 5. Mean adjusted height-for-age Z-scores (HAZ), by feeding terciles and socioeconomic status (DHS, Nicaragua 1998)



Note: Means are adjusted for child age, maternal height, parity, number of children < 5 years.

practices and HAZ is observed among households of lower socioeconomic status. The interaction with maternal schooling (Figure 6) indicates that child feeding practices in this sample are associated with better nutritional status only among mothers who have some primary school education. Finally, the interaction with child age shows a stronger association between feeding practices and HAZ among older children (30–36 months), compared to the younger age groups (12–30 months) (results not shown).

Figure 6. Mean adjusted height-for-age Z-scores (HAZ), by feeding terciles and maternal schooling (DHS, Peru 1996)



Note: Means are adjusted for child age, maternal height, parity, number of children < 5 years, and socioeconomic status.

4. DISCUSSION

KEY FINDINGS

Feeding practices were strongly and statistically significantly associated with child HAZ in most of the Latin American countries studied, especially after 12 months of

age. The advantage in height experienced by 12–36-month-old children who were in the high compared to the low feeding practices tercile was approximately 0.5 Z-score. This magnitude of difference is usually considered a large effect size and is similar to the magnitude of differences commonly attributed to maternal education, socioeconomic differentials, or successful nutrition interventions (Rutstein 1996; Ruel et al. 1995; Brown, Peerson, and Allen 1998).

The association between feeding practices and child HAZ was generally weaker and less consistent among children in their first year of life, but it increased gradually with age. Similar findings were obtained in an analysis of the importance of maternal schooling for child nutrition in rural Bangladesh (Menon, personal communication). They found that the association between maternal schooling and child HAZ increased with age throughout the second year of life. The authors interpret this finding as an indication that maternal schooling might operate in a cumulative fashion and thus may manifest itself in terms of better nutrition and health for older, rather than younger, children.

An additional factor that may explain the greater effect of feeding practices on HAZ among older children is the clustering of positive practices. Our recent review of the literature on hygiene and child feeding practices provides evidence that positive (or negative) behaviors tend to cluster, both at one point in time and over time (Arimond and Ruel 2001); mothers who engage in early positive practices, for instance, may also engage in better practices in subsequent years, and their positive practices are likely to extend over more than one dimension of caregiving. Thus, the cumulative effect of these improved practices may become apparent only after a certain age, possibly starting

during the second year, and is likely to increase over time. This seemed to be the case in the Peru data set, where the magnitude of the association between feeding practices and HAZ increased with age between 12 and 36 months of age and was greater among 30-36-month-old children.

The association between feeding practices and HAZ was also conditioned by other characteristics, such as household socioeconomic status in Colombia, Nicaragua, and Peru, maternal ethnicity in Guatemala (1999), and maternal schooling in Peru. In the Colombia, Nicaragua, and Peru data sets, better caregiving practices were more strongly associated with child HAZ among children from the two lower income terciles, compared to children from wealthier households. The larger magnitude of association between feeding practices and HAZ among poorer households in Latin American countries is consistent with findings from our urban livelihood study in Accra (Ruel et al. 1999). In addition, the Accra study also showed a stronger association between caregiving practices and HAZ among children whose mothers had less than secondary schooling compared to those who had secondary schooling or higher. The interaction between feeding practices and maternal schooling found in Peru, however, was more complex. In Peru, better child feeding practices were associated with better HAZ only among children whose mothers had some primary schooling. Children whose mothers had no schooling had the lowest mean HAZ, but better child feeding practices were not associated with higher HAZ. At the other extreme, mothers with secondary schooling and higher had significantly better-nourished children (HAZ was close to 1 Z-score higher), but better child feeding practices did not provide any additional benefit.

The interaction between maternal ethnicity and feeding practices in Guatemala 1999 revealed that better feeding practices were associated with higher HAZ only among children of ladino mothers. Children of indigenous mothers were, on average, 0.8 Z-scores shorter than children of ladino origin, and better feeding practices among the indigenous group were not associated with improved nutritional status. This finding is disconcerting, because indigenous children generally live in more precarious conditions than ladino children and are at increased risk of malnutrition, poor health, and mortality. It is likely that the lack of association between feeding practices and HAZ among this group was, in fact, due to their severe socioeconomic deprivation. There is evidence from the literature that the effect of maternal schooling on children's nutritional status is conditioned by resource availability at the household level (Doan 1988; Ruel et al. 1992; Reed, Habicht, and Niameogo 1996). These studies show that maternal schooling is associated with improved child nutrition only among households that have access to at least a minimum level of resources. Although to our knowledge there is no similar evidence from studies examining the association between child feeding practices and nutritional status, it is likely that the lack of beneficial effect of good feeding practices among indigenous children in Guatemala was at least in part due to their severe deprivation. At this low level of resources, improved feeding and care behaviors (or greater maternal education) may not be sufficient to improve children's well-being.

Maternal education, as a main effect, was strongly and consistently associated with child HAZ in all data sets, except Bolivia 1994. Maternal height and area of residence were also consistently associated with HAZ. As expected, taller mothers had

taller children, and living in urban areas was associated with greater HAZ, even when other determinants of child nutrition were controlled for. Maternal parity and the number of children under 5 years of age in the household showed inconsistent patterns.

URBAN/RURAL DIFFERENCES IN CHILD FEEDING AND NUTRITION

Urban-rural differences in child nutrition are well documented, and there is unequivocal evidence that, on average, children from urban areas are better nourished than their rural counterparts (Ruel et al. 1998). Differences are usually attributed to the lower levels of food insecurity and poverty in urban areas and to the greater access to services. It is also believed that with greater availability of a wide variety of food in urban markets, urban dwellers have a more diverse diet than rural populations (Ruel, Haddad, and Garrett 1999). Little is known, however, about urban-rural differences in child feeding practices and in children's dietary patterns, with the exception of a recognized pattern of lower rates of initiation and shorter duration of breastfeeding in urban areas (Ruel et al. 1998; Population Health and Nutrition Information Project 2000).

Our analysis of the DHS data sets from Latin America confirms previous assumptions and provides empirical evidence that children's diets in urban areas are better than in rural areas from the age of 6 months. Although breastfeeding rates and duration were typically lower in urban than in rural areas in the countries studied, the more timely introduction of complementary foods, the greater dietary diversity, and the higher feeding frequency adopted by urban mothers provide strong evidence of the higher quality of the diet of urban weaning-age children. Our analysis also indicates that better

feeding practices are probably, at least partially, responsible for the better nutritional status of children in urban areas. The fact that area of residence remained statistically significant in the models that included other determinants of child nutritional status, however, suggests that area of residence had an independent effect above and beyond the effects of child feeding, maternal schooling, and household socioeconomic status. The absence of an interaction between area of residence and feeding practices, on the other hand, suggests that the importance of good feeding practices was consistent across urban and rural areas.

METHODOLOGICAL CONSIDERATIONS

As noted in the section on methodology, a more appropriate approach to examining the specific nature of the determinants of nutritional status, while addressing the potential problem of endogeneity of the child feeding index, would have been to use an instrumental variable approach and two-stage, least squares modeling. This would require the availability of variables that affect child nutritional status but not child feeding practices. Unfortunately, we were unable to identify appropriate variables in the DHS data sets that meet this requirement. Additional research on other data sets is needed to develop appropriate instruments to predict child feeding and care so that problems of endogeneity can be addressed in future analyses of this type. Consideration should be given in future modifications of the DHS questionnaires to the inclusion of variables that would make potentially suitable instruments.

In modeling the determinants of height-for-age Z-scores, it is important to remember that stunting, or cumulative linear growth retardation leading to stunting, is a long-term process, which results from a series of insults often starting as early as the prenatal period and continuing throughout the first three years of life. The variables used to create the child feeding index in this analysis, on the other hand, covered a period of one day to one week. There are reasons to believe that measuring practices in the short term can be a good proxy for practices over longer periods, as suggested by some of the literature on the “clustering” of practices within and across dimensions (Arimond and Ruel 2001). It is important to recognize, however, that as is true for any cross-sectional analysis of the type reported here, inferences of causality cannot be made, and findings should be interpreted purely as indications of associations between feeding practices and child nutritional status.

With regard to the construction of a child feeding index, our research showed that the information available in the DHS data sets could be used effectively to create a composite, age-specific child feeding index. The indices had sufficient variability and were generally normally distributed, and were associated with nutritional status.

The main advantages of creating indices are that they can be made age-specific, and they can capture multiple dimensions of child feeding practices in a single summary variable that can be used in bivariate or multiple regression analyses. These analyses, in turn, can be used to identify subgroups of children who may benefit more from better feeding practices, thus providing potentially useful targeting information for nutrition education and behavior change interventions. The use of feeding practices terciles also

provides a meaningful way of illustrating the association between child feeding and child nutrition graphically, thereby making it a useful advocacy tool.

Finally, because indices allow the inclusion of a variety of practices, they help take into account the possible cumulative effect of multiple practices on child outcomes. Research in the area of hygiene practices has shown consistently that associations with child diarrhea are weaker when single practices are tested individually rather than when the practices are combined into an index. Researchers interpret this finding as an indication that some cluster of good practices—rather than any single practice—is necessary to decrease the risk of diarrhea (Arimond and Ruel 2001). A similar finding was obtained in our analysis of the association between individual child feeding, hygiene, and preventive health care practices, and child nutrition and morbidity outcomes in the Accra study (Ruel, Armar-Klemesu, and Arimond 2001). While only a few individual practices were statistically associated with child outcomes, a much stronger and more consistent association was found when individual practices from these three dimensions were combined into a composite feeding, preventive health seeking, and care during feeding index. Conversely, a disadvantage of indices is that they conceal the specific practices that they include, and thus they may mask the existence of important associations between specific practices and the outcomes of interest. While this does not constitute a problem for some applications, it does limit interpretation for others. Thus, indices should be used judiciously and should not replace analysis of individual practices. In fact, the two approaches should be used in conjunction to maximize their usefulness for research, program design, and targeting.

5. CONCLUSIONS

Although it is generally agreed that child feeding is a crucial proximal determinant of child growth and morbidity, surprisingly little has been done to quantify the strength of the association between overall feeding behaviors and child outcomes. Child feeding is one of various dimensions of child caregiving (Engle, Menon, and Haddad 1997), which is now increasingly recognized as a key determinant of child nutrition along with food security and availability of health services (ICN 1992).

The method developed in this study to explore child feeding practices using the DHS data sets constitutes an invaluable program and policy tool. It can be used to identify vulnerable groups that are more likely to benefit from interventions to promote improved child feeding practices, as well as to identify the specific feeding practices that are deficient and that should be targeted through nutrition education and behavior change programs. Given that the DHS data sets are widely available and contain useful information on child feeding, efforts should be made to use them more extensively to help design and target nutrition interventions and possibly to evaluate their impact. The information contained in the DHS data sets should be complemented by in-depth qualitative studies to further refine the messages and the delivery of specific interventions, and to help understand cultural taboos and potential constraints to the adoption of recommended practices. These steps are essential to maximize the impact of nutrition education and behavior change interventions and to improve child feeding practices globally.

REFERENCES

- Arimond, M., and M. T. Ruel (2001). Assessing care: Progress towards the measurement of selected childcare and feeding practices, and implications for program. Food Consumption and Nutrition Division, Discussion Paper No. 119. International Food Policy Research Institute, Washington, D.C.
- Armar-Klemesu, M., M. Ruel, D. Maxwell, C. Levin, and S. Morris (2000). Poor maternal schooling is the main constraint to good child care practices in Accra. *Journal of Nutrition* 130 (6): 1597–1607.
- Brown, K. H., J. M. Peerson, and L. H. Allen (1998). Effect of zinc supplementation on children's growth: A meta-analysis of intervention trials. In B. Sandstrom and P. Walter, eds., *Role of trace elements for health promotion and disease prevention*, 76-83. Basel: Karger.
- Brown, K., K. Dewey, and L. Allen (1998). *Complementary feeding of young children in developing countries: a review of current scientific knowledge*. Geneva: World Health Organization.
- Brown, K. H., R. E. Black, G. Lopez de Romana, and H. Creed de Kanashiro (1989). Infant feeding practices and their relationship with diarrhea and other diseases in Huascar (Lima), Peru. *Pediatrics* 83 (1): 31–40.

- Cohen, R. J., K. H. Brown, J. Canahuati, L. L. Rivera, and K. G. Dewey (1994). Effects of age of introduction of complementary foods on infant breast milk intake, total energy intake, and growth: A randomised intervention study in Honduras. *Lancet* 344: 288–293.
- Doan, R. (1988). Class and family structure: A study of child nutritional status in four urban settlements in Amman, Jordan. Ithaca, N.Y.: Cornell University.
- Engle, P. L., P. Menon, and L. Haddad (1997). *Care and nutrition: Concepts and measurement*. Occasional Paper. Washington, D.C.: International Food Policy Research Institute.
- ICN (International Conference on Nutrition) (1992). *Plan of action for nutrition*. Rome.
- Judge, G. G., W. E. Griffiths, R. Carter Hill, et al. (1985). *The theory and practice of econometrics*. New York: Wiley.
- Marquis, G. S., J.-P. Habicht, C. F. Lanata, R. E. Black, and K. M. Rasmussen (1997). Breast milk or animal-product foods improve linear growth of Peruvian toddlers consuming marginal diets. *American Journal of Clinical Nutrition* 66: 1102-1109.
- Maxwell, D., C. Levin, M. Armar-Klemesu, M. Ruel, S. Morris, and C. Ahiadeke (2000). *Urban livelihoods and food and nutrition security in greater Accra, Ghana*. Research Report No. 112. Washington, D.C.: International Food Policy Research Institute.
- Measure DHS+ (2000). Demographic and Health Surveys. www.macrint.com/dhs.

- Menon, P., M. T. Ruel, and S. S. Morris (2000). Socio-economic differentials in child stunting are consistently larger in urban than in rural areas. *Food and Nutrition Bulletin* 21 (3): 282–289.
- Popkin, B. M., L. Adair, J. S. Akin, R. Black, J. Briscoe, and W. Flieger (1990). Breast-feeding and diarrhea morbidity. *Pediatrics* 86 (6): 874–882.
- Population Health and Nutrition Information Project (2000). *The status of children and adolescents in the Americas. A regional perspective. End of the decade report 1990–2000*. Washington, D.C.
- Reed, B., J.-P. Habicht, and C. Niameogo (1996). The effects of maternal education on child nutritional status depend on socio-environmental conditions. *International Journal of Epidemiology* 25 (3): 585–592.
- Ruel, M. T. (2000). Urbanization in Latin America: Constraints and opportunities for child feeding and care. *Food and Nutrition Bulletin* 21 (1): 12–24.
- Ruel, M. T. (2001). The natural history of growth failure: Importance of intrauterine and postnatal periods. In R. Martorell and F. Haschke, eds. *Nutrition and growth*. Nestlé Nutrition Workshop Series, Pediatric Program, Vol. 47, 123-158. Philadelphia, Pa.: Nestec Ltd., Vevey/Lippincott Williams and Wilkins.
- Ruel, M., M. Armar-Klemesu, and M. Arimond (2001). A multiple-method approach to studying childcare in an urban environment: The case of Accra, Ghana. Food Consumption and Nutrition Division Discussion Paper No. 116. International Food Policy Research Institute, Washington, D.C.

- Ruel, M. T., L. Haddad, and J. L. Garrett (1999). Some urban facts of life: Implications for research and policy. *World Development* 27 (11): 1917–1938.
- Ruel, M. T., J.-P. Habicht, P. Pinstруп-Andersen, and Y. Grohn (1992). The mediating effect of maternal nutrition knowledge on the association between maternal schooling and child nutritional status in Lesotho. *American Journal of Epidemiology* 135 (8): 904–914.
- Ruel, M. T., J. Rivera, J.-P. Habicht, and R. Martorell (1995). Differential response to early nutrition supplementation: Long-term effects on height at adolescence. *International Journal of Epidemiology* 24: 404–412.
- Ruel, M. T., C. E. Levin, M. Armar-Klemesu, D. G. Maxwell, and S. S. Morris. (1999). Good care practices mitigate the negative effects of poverty and low maternal schooling on children’s nutritional status: Evidence from Accra. *World Development* 27 (11): 1993–2009.
- Ruel, M. T., J. L. Garrett, S. S. Morris, D. Maxwell, O. Oshaug, P. Engle, P. Menon, A. Slack, and L. Haddad (1998). Urban challenges to food and nutrition security: A review of food security, health, and caregiving in the cities. Food Consumption and Nutrition Division Discussion Paper No 51. International Food Policy Research Institute, Washington, D.C.
- Rutstein, S. O. (1996). *Factors influencing the nutritional status of mothers and children in Sub-Saharan Africa. An analytical report based on the Demographic and Health Surveys*. Calverton, Md.: Macro International, Inc.

The Linkages Project (1999). *Recommended feeding and dietary practices to improve infant and maternal nutrition*. Washington, D.C.: Academy for Educational Development.

Victora, C. G., P. G. Smith, J. P. Vaughan, et al. (1989). Infant feeding and deaths due to diarrhea: A case-control study. *American Journal of Epidemiology* 129: 1032-1041.

World Health Organization (WHO) (1979). *Measurement of nutritional impact*. Geneva.

FCND DISCUSSION PAPERS

- 01 *Agricultural Technology and Food Policy to Combat Iron Deficiency in Developing Countries*, Howarth E. Bouis, August 1994
 - 02 *Determinants of Credit Rationing: A Study of Informal Lenders and Formal Credit Groups in Madagascar*, Manfred Zeller, October 1994
 - 03 *The Extended Family and Intrahousehold Allocation: Inheritance and Investments in Children in the Rural Philippines*, Agnes R. Quisumbing, March 1995
 - 04 *Market Development and Food Demand in Rural China*, Jikun Huang and Scott Rozelle, June 1995
 - 05 *Gender Differences in Agricultural Productivity: A Survey of Empirical Evidence*, Agnes R. Quisumbing, July 1995
 - 06 *Gender Differentials in Farm Productivity: Implications for Household Efficiency and Agricultural Policy*, Harold Alderman, John Hoddinott, Lawrence Haddad, and Christopher Udry, August 1995
 - 07 *A Food Demand System Based on Demand for Characteristics: If There Is "Curvature" in the Slutsky Matrix, What Do the Curves Look Like and Why?*, Howarth E. Bouis, December 1995
 - 08 *Measuring Food Insecurity: The Frequency and Severity of "Coping Strategies,"* Daniel G. Maxwell, December 1995
 - 09 *Gender and Poverty: New Evidence from 10 Developing Countries*, Agnes R. Quisumbing, Lawrence Haddad, and Christine Peña, December 1995
 - 10 *Women's Economic Advancement Through Agricultural Change: A Review of Donor Experience*, Christine Peña, Patrick Webb, and Lawrence Haddad, February 1996
 - 11 *Rural Financial Policies for Food Security of the Poor: Methodologies for a Multicountry Research Project*, Manfred Zeller, Akhter Ahmed, Suresh Babu, Sumiter Broca, Aliou Diagne, and Manohar Sharma, April 1996
 - 12 *Child Development: Vulnerability and Resilience*, Patrice L. Engle, Sarah Castle, and Purnima Menon, April 1996
 - 13 *Determinants of Repayment Performance in Credit Groups: The Role of Program Design, Intra-Group Risk Pooling, and Social Cohesion in Madagascar*, Manfred Zeller, May 1996
 - 14 *Demand for High-Value Secondary Crops in Developing Countries: The Case of Potatoes in Bangladesh and Pakistan*, Howarth E. Bouis and Gregory Scott, May 1996
 - 15 *Repayment Performance in Group-Based credit Programs in Bangladesh: An Empirical Analysis*, Manohar Sharma and Manfred Zeller, July 1996
 - 16 *How Can Safety Nets Do More with Less? General Issues with Some Evidence from Southern Africa*, Lawrence Haddad and Manfred Zeller, July 1996
 - 17 *Remittances, Income Distribution, and Rural Asset Accumulation*, Richard H. Adams, Jr., August 1996
 - 18 *Care and Nutrition: Concepts and Measurement*, Patrice L. Engle, Purnima Menon, and Lawrence Haddad, August 1996
 - 19 *Food Security and Nutrition Implications of Intrahousehold Bias: A Review of Literature*, Lawrence Haddad, Christine Peña, Chizuru Nishida, Agnes Quisumbing, and Alison Slack, September 1996
 - 20 *Macroeconomic Crises and Poverty Monitoring: A Case Study for India*, Gaurav Datt and Martin Ravallion, November 1996
 - 21 *Livestock Income, Male/Female Animals, and Inequality in Rural Pakistan*, Richard H. Adams, Jr., November 1996
 - 22 *Alternative Approaches to Locating the Food Insecure: Qualitative and Quantitative Evidence from South India*, Kimberly Chung, Lawrence Haddad, Jayashree Ramakrishna, and Frank Riely, January 1997
-

FCND DISCUSSION PAPERS

- 23 *Better Rich, or Better There? Grandparent Wealth, Coresidence, and Intrahousehold Allocation*, Agnes R. Quisumbing, January 1997
 - 24 *Child Care Practices Associated with Positive and Negative Nutritional Outcomes for Children in Bangladesh: A Descriptive Analysis*, Shubh K. Kumar Range, Ruchira Naved, and Saroj Bhattacharai, February 1997
 - 25 *Water, Health, and Income: A Review*, John Hoddinott, February 1997
 - 26 *Why Have Some Indian States Performed Better Than Others at Reducing Rural Poverty?*, Gaurav Datt and Martin Ravallion, March 1997
 - 27 *"Bargaining" and Gender Relations: Within and Beyond the Household*, Bina Agarwal, March 1997
 - 28 *Developing a Research and Action Agenda for Examining Urbanization and Caregiving: Examples from Southern and Eastern Africa*, Patrice L. Engle, Purnima Menon, James L. Garrett, and Alison Slack, April 1997
 - 29 *Gender, Property Rights, and Natural Resources*, Ruth Meinzen-Dick, Lynn R. Brown, Hilary Sims Feldstein, and Agnes R. Quisumbing, May 1997
 - 30 *Plant Breeding: A Long-Term Strategy for the Control of Zinc Deficiency in Vulnerable Populations*, Marie T. Ruel and Howarth E. Bouis, July 1997
 - 31 *Is There an Intrahousehold 'Flypaper Effect'? Evidence from a School Feeding Program*, Hanan Jacoby, August 1997
 - 32 *The Determinants of Demand for Micronutrients: An Analysis of Rural Households in Bangladesh*, Howarth E. Bouis and Mary Jane G. Novenario-Reese, August 1997
 - 33 *Human Milk—An Invisible Food Resource*, Anne Hatløy and Arne Oshaug, August 1997
 - 34 *The Impact of Changes in Common Property Resource Management on Intrahousehold Allocation*, Philip Maggs and John Hoddinott, September 1997
 - 35 *Market Access by Smallholder Farmers in Malawi: Implications for Technology Adoption, Agricultural Productivity, and Crop Income*, Manfred Zeller, Aliou Diagne, and Charles Mataya, September 1997
 - 36 *The GAPVU Cash Transfer Program in Mozambique: An assessment*, Gaurav Datt, Ellen Payongayong, James L. Garrett, and Marie Ruel, October 1997
 - 37 *Why Do Migrants Remit? An Analysis for the Dominican Sierra*, Bénédicte de la Brière, Alain de Janvry, Sylvie Lambert, and Elisabeth Sadoulet, October 1997
 - 38 *Systematic Client Consultation in Development: The Case of Food Policy Research in Ghana, India, Kenya, and Mali*, Suresh Chandra Babu, Lynn R. Brown, and Bonnie McClafferty, November 1997
 - 39 *Whose Education Matters in the Determination of Household Income: Evidence from a Developing Country*, Dean Jolliffe, November 1997
 - 40 *Can Qualitative and Quantitative Methods Serve Complementary Purposes for Policy Research? Evidence from Accra*, Dan Maxwell, January 1998
 - 41 *The Political Economy of Urban Food Security in Sub-Saharan Africa*, Dan Maxwell, February 1998
 - 42 *Farm Productivity and Rural Poverty in India*, Gaurav Datt and Martin Ravallion, March 1998
 - 43 *How Reliable Are Group Informant Ratings? A Test of Food Security Rating in Honduras*, Gilles Bergeron, Saul Sutkover Morris, and Juan Manuel Medina Banegas, April 1998
 - 44 *Can FAO's Measure of Chronic Undernourishment Be Strengthened?*, Lisa C. Smith, with a Response by Logan Naiken, May 1998
 - 45 *Does Urban Agriculture Help Prevent Malnutrition? Evidence from Kampala*, Daniel Maxwell, Carol Levin, and Joanne Csete, June 1998
 - 46 *Impact of Access to Credit on Income and Food Security in Malawi*, Aliou Diagne, July 1998
-

FCND DISCUSSION PAPERS

- 47 *Poverty in India and Indian States: An Update*, Gaurav Datt, July 1998
 - 48 *Human Capital, Productivity, and Labor Allocation in Rural Pakistan*, Marcel Fafchamps and Agnes R. Quisumbing, July 1998
 - 49 *A Profile of Poverty in Egypt: 1997*, Gaurav Datt, Dean Jolliffe, and Manohar Sharma, August 1998.
 - 50 *Computational Tools for Poverty Measurement and Analysis*, Gaurav Datt, October 1998
 - 51 *Urban Challenges to Food and Nutrition Security: A Review of Food Security, Health, and Caregiving in the Cities*, Marie T. Ruel, James L. Garrett, Saul S. Morris, Daniel Maxwell, Arne Oshaug, Patrice Engle, Purnima Menon, Alison Slack, and Lawrence Haddad, October 1998
 - 52 *Testing Nash Bargaining Household Models With Time-Series Data*, John Hoddinott and Christopher Adam, November 1998
 - 53 *Agricultural Wages and Food Prices in Egypt: A Governorate-Level Analysis for 1976-1993*, Gaurav Datt and Jennifer Olmsted, November 1998
 - 54 *Endogeneity of Schooling in the Wage Function: Evidence from the Rural Philippines*, John Maluccio, November 1998
 - 55 *Efficiency in Intrahousehold Resource Allocation*, Marcel Fafchamps, December 1998
 - 56 *How Does the Human Rights Perspective Help to Shape the Food and Nutrition Policy Research Agenda?*, Lawrence Haddad and Arne Oshaug, February 1999
 - 57 *The Structure of Wages During the Economic Transition in Romania*, Emmanuel Skoufias, February 1999
 - 58 *Women's Land Rights in the Transition to Individualized Ownership: Implications for the Management of Tree Resources in Western Ghana*, Agnes Quisumbing, Ellen Payongayong, J. B. Aidoo, and Keijiro Otsuka, February 1999
 - 59 *Placement and Outreach of Group-Based Credit Organizations: The Cases of ASA, BRAC, and PROSHIKA in Bangladesh*, Manohar Sharma and Manfred Zeller, March 1999
 - 60 *Explaining Child Malnutrition in Developing Countries: A Cross-Country Analysis*, Lisa C. Smith and Lawrence Haddad, April 1999
 - 61 *Does Geographic Targeting of Nutrition Interventions Make Sense in Cities? Evidence from Abidjan and Accra*, Saul S. Morris, Carol Levin, Margaret Armar-Klemesu, Daniel Maxwell, and Marie T. Ruel, April 1999
 - 62 *Good Care Practices Can Mitigate the Negative Effects of Poverty and Low Maternal Schooling on Children's Nutritional Status: Evidence from Accra*, Marie T. Ruel, Carol E. Levin, Margaret Armar-Klemesu, Daniel Maxwell, and Saul S. Morris, April 1999
 - 63 *Are Urban Poverty and Undernutrition Growing? Some Newly Assembled Evidence*, Lawrence Haddad, Marie T. Ruel, and James L. Garrett, April 1999
 - 64 *Some Urban Facts of Life: Implications for Research and Policy*, Marie T. Ruel, Lawrence Haddad, and James L. Garrett, April 1999
 - 65 *Are Determinants of Rural and Urban Food Security and Nutritional Status Different? Some Insights from Mozambique*, James L. Garrett and Marie T. Ruel, April 1999
 - 66 *Working Women in an Urban Setting: Traders, Vendors, and Food Security in Accra*, Carol E. Levin, Daniel G. Maxwell, Margaret Armar-Klemesu, Marie T. Ruel, Saul S. Morris, and Clement Ahiadeke, April 1999
 - 67 *Determinants of Household Access to and Participation in Formal and Informal Credit Markets in Malawi*, Aliou Diagne, April 1999
 - 68 *Early Childhood Nutrition and Academic Achievement: A Longitudinal Analysis*, Paul Glewwe, Hanan Jacoby, and Elizabeth King, May 1999
-

FCND DISCUSSION PAPERS

- 69 *Supply Response of West African Agricultural Households: Implications of Intrahousehold Preference Heterogeneity*, Lisa C. Smith and Jean-Paul Chavas, July 1999
 - 70 *Child Health Care Demand in a Developing Country: Unconditional Estimates from the Philippines*, Kelly Hallman, August 1999
 - 71 *Social Capital and Income Generation in South Africa, 1993-98*, John Maluccio, Lawrence Haddad, and Julian May, September 1999
 - 72 *Validity of Rapid Estimates of Household Wealth and Income for Health Surveys in Rural Africa*, Saul S. Morris, Calogero Carletto, John Hoddinott, and Luc J. M. Christiaensen, October 1999
 - 73 *Social Roles, Human Capital, and the Intrahousehold Division of Labor: Evidence from Pakistan*, Marcel Fafchamps and Agnes R. Quisumbing, October 1999
 - 74 *Can Cash Transfer Programs Work in Resource-Poor Countries? The Experience in Mozambique*, Jan W. Low, James L. Garrett, and Vitória Ginja, October 1999
 - 75 *Determinants of Poverty in Egypt, 1997*, Gaurav Datt and Dean Jolliffe, October 1999
 - 76 *Raising Primary School Enrolment in Developing Countries: The Relative Importance of Supply and Demand*, Sudhanshu Handa, November 1999
 - 77 *The Political Economy of Food Subsidy Reform in Egypt*, Tammi Gutner, November 1999.
 - 78 *Determinants of Poverty in Mozambique: 1996-97*, Gaurav Datt, Kenneth Simler, Sanjukta Mukherjee, and Gabriel Dava, January 2000
 - 79 *Adult Health in the Time of Drought*, John Hoddinott and Bill Kinsey, January 2000
 - 80 *Nontraditional Crops and Land Accumulation Among Guatemalan Smallholders: Is the Impact Sustainable?* Calogero Carletto, February 2000
 - 81 *The Constraints to Good Child Care Practices in Accra: Implications for Programs*, Margaret Armar-Klemesu, Marie T. Ruel, Daniel G. Maxwell, Carol E. Levin, and Saul S. Morris, February 2000
 - 82 *Pathways of Rural Development in Madagascar: An Empirical Investigation of the Critical Triangle of Environmental Sustainability, Economic Growth, and Poverty Alleviation*, Manfred Zeller, Cécile Lapenu, Bart Minten, Eliane Ralison, Désiré Randrianaivo, and Claude Randrianarisoa, March 2000
 - 83 *Quality or Quantity? The Supply-Side Determinants of Primary Schooling in Rural Mozambique*, Sudhanshu Handa and Kenneth R. Simler, March 2000
 - 84 *Intrahousehold Allocation and Gender Relations: New Empirical Evidence from Four Developing Countries*, Agnes R. Quisumbing and John A. Maluccio, April 2000
 - 85 *Intrahousehold Impact of Transfer of Modern Agricultural Technology: A Gender Perspective*, Ruchira Tabassum Naved, April 2000
 - 86 *Women's Assets and Intrahousehold Allocation in Rural Bangladesh: Testing Measures of Bargaining Power*, Agnes R. Quisumbing and Bénédicte de la Brière, April 2000
 - 87 *Changes in Intrahousehold Labor Allocation to Environmental Goods Collection: A Case Study from Rural Nepal*, Priscilla A. Cooke, May 2000
 - 88 *The Determinants of Employment Status in Egypt*, Ragui Assaad, Fatma El-Hamidi, and Akhter U. Ahmed, June 2000
 - 89 *The Role of the State in Promoting Microfinance Institutions*, Cécile Lapenu, June 2000
 - 90 *Empirical Measurements of Households' Access to Credit and Credit Constraints in Developing Countries: Methodological Issues and Evidence*, Aliou Diagne, Manfred Zeller, and Manohar Sharma, July 2000
 - 91 *Comparing Village Characteristics Derived From Rapid Appraisals and Household Surveys: A Tale From Northern Mali*, Luc Christiaensen, John Hoddinott, and Gilles Bergeron, July 2000
-

FCND DISCUSSION PAPERS

- 92 *Assessing the Potential for Food-Based Strategies to Reduce Vitamin A and Iron Deficiencies: A Review of Recent Evidence*, Marie T. Ruel and Carol E. Levin, July 2000
 - 93 *Mother-Father Resource Control, Marriage Payments, and Girl-Boy Health in Rural Bangladesh*, Kelly K. Hallman, September 2000
 - 94 *Targeting Urban Malnutrition: A Multicity Analysis of the Spatial Distribution of Childhood Nutritional Status*, Saul Sutkover Morris, September 2000
 - 95 *Attrition in the Kwazulu Natal Income Dynamics Study 1993-1998*, John Maluccio, October 2000
 - 96 *Attrition in Longitudinal Household Survey Data: Some Tests for Three Developing-Country Samples*, Harold Alderman, Jere R. Behrman, Hans-Peter Kohler, John A. Maluccio, Susan Cotts Watkins, October 2000
 - 97 *Socioeconomic Differentials in Child Stunting Are Consistently Larger in Urban Than in Rural Areas*, Purnima Menon, Marie T. Ruel, and Saul S. Morris, December 2000
 - 98 *Participation and Poverty Reduction: Issues, Theory, and New Evidence from South Africa*, John Hoddinott, Michelle Adato, Tim Besley, and Lawrence Haddad, January 2001
 - 99 *Cash Transfer Programs with Income Multipliers: PROCAMPO in Mexico*, Elisabeth Sadoulet, Alain de Janvry, and Benjamin Davis, January 2001
 - 100 *On the Targeting and Redistributive Efficiencies of Alternative Transfer Instruments*, David Coady and Emmanuel Skoufias, March 2001
 - 101 *Poverty, Inequality, and Spillover in Mexico's Education, Health, and Nutrition Program*, Sudhanshu Handa, Mari-Carmen Huerta, Raul Perez, and Beatriz Straffon, March 2001
 - 102 *School Subsidies for the Poor: Evaluating a Mexican Strategy for Reducing Poverty*, T. Paul Schultz, March 2001
 - 103 *Targeting the Poor in Mexico: An Evaluation of the Selection of Households for PROGRESA*, Emmanuel Skoufias, Benjamin Davis, and Sergio de la Vega, March 2001
 - 104 *An Evaluation of the Impact of PROGRESA on Preschool Child Height*, Jere R. Behrman and John Hoddinott, March 2001
 - 105 *The Nutritional Transition and Diet-Related Chronic Diseases in Asia: Implications for Prevention*, Barry M. Popkin, Sue Horton, and Soowon Kim, March 2001
 - 106 *Strengthening Capacity to Improve Nutrition*, Stuart Gillespie, March 2001
 - 107 *Rapid Assessments in Urban Areas: Lessons from Bangladesh and Tanzania*, James L. Garrett and Jeanne Downen, April 2001
 - 108 *How Efficiently Do Employment Programs Transfer Benefits to the Poor? Evidence from South Africa*, Lawrence Haddad and Michelle Adato, April 2001
 - 109 *Does Cash Crop Adoption Detract From Childcare Provision? Evidence From Rural Nepal*, Michael J. Paolisso, Kelly Hallman, Lawrence Haddad, and Shibesh Regmi, April 2001
 - 110 *Evaluating Transfer Programs Within a General Equilibrium Framework*, Dave Coady and Rebecca Lee Harris, June 2001
 - 111 *An Operational Tool for Evaluating Poverty Outreach of Development Policies and Projects*, Manfred Zeller, Manohar Sharma, Carla Henry, and Cécile Lapenu, June 2001
 - 112 *Effective Food and Nutrition Policy Responses to HIV/AIDS: What We Know and What We Need to Know*, Lawrence Haddad and Stuart Gillespie, June 2001
 - 113 *Measuring Power*, Elizabeth Frankenberg and Duncan Thomas, June 2001
 - 114 *Distribution, Growth, and Performance of Microfinance Institutions in Africa, Asia, and Latin America*, Cécile Lapenu and Manfred Zeller, June 2001
-

FCND DISCUSSION PAPERS

- 115 *Are Women Overrepresented Among the Poor? An Analysis of Poverty in Ten Developing Countries*, Agnes R. Quisumbing, Lawrence Haddad, and Christina Peña, June 2001
- 116 *A Multiple-Method Approach to Studying Childcare in an Urban Environment: The Case of Accra, Ghana*, Marie T. Ruel, Margaret Armar-Klemesu, and Mary Arimond, June 2001
- 117 *Evaluation of the Distributional Power of PROGRESA's Cash Transfers in Mexico*, David P. Coady, July 2001
- 118 *Is PROGRESA Working? Summary of the Results of an Evaluation by IFPRI*, Emmanuel Skoufias and Bonnie McClafferty, July 2001
- 119 *Assessing Care: Progress Towards the Measurement of Selected Childcare and Feeding Practices, and Implications for Programs*, Mary Arimond and Marie T. Ruel, August 2001
- 120 *Control and Ownership of Assets Within Rural Ethiopian Households*, Marcel Fafchamps and Agnes R. Quisumbing, August 2001
- 121 *Targeting Poverty Through Community-Based Public Works Programs: A Cross-Disciplinary Assessment of Recent Experience in South Africa*, Michelle Adato and Lawrence Haddad, August 2001
- 122 *Strengthening Public Safety Nets: Can the Informal Sector Show the Way?*, Jonathan Morduch and Manohar Sharma, September 2001
- 123 *Conditional Cash Transfers and Their Impact on Child Work and Schooling: Evidence from the PROGRESA Program in Mexico*, Emmanuel Skoufias and Susan W. Parker, October 2001
- 124 *The Robustness of Poverty Profiles Reconsidered*, Finn Tarp, Kenneth Simler, Cristina Matusse, Rasmus Heltberg, and Gabriel Dava, January 2002
- 125 *Are the Welfare Losses from Imperfect Targeting Important?*, Emmanuel Skoufias and David Coady, January 2002
- 126 *Health Care Demand in Rural Mozambique: Evidence from the 1996/97 Household Survey*, Magnus Lindelow, February 2002
- 127 *A Cost-Effectiveness Analysis of Demand- and Supply-Side Education Interventions: The Case of PROGRESA in Mexico*, David P. Coady and Susan W. Parker, March 2002
- 128 *Assessing the Impact of Agricultural Research on Poverty Using the Sustainable Livelihoods Framework*, Michelle Adato and Ruth Meinzen-Dick, March 2002
- 129 *Labor Market Shocks and Their Impacts on Work and Schooling: Evidence from Urban Mexico*, Emmanuel Skoufias and Susan W. Parker, March 2002
-