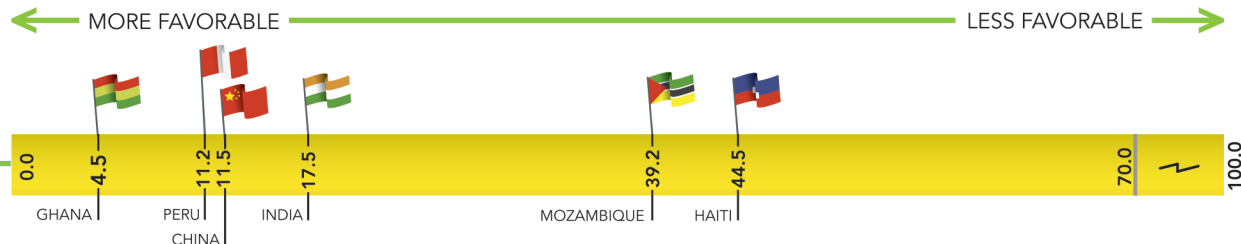


PREVALENCE OF UNDERNOURISHMENT

Each year FAO presents data on the prevalence of undernourishment—that is, the percentage of people in a population who consume too few calories. This is the indicator used to measure countries' progress in achieving Millennium Development Goal 1.


THREE MEASURES OF HUNGER

Because these three national-level measures reflect different aspects of hunger and food security, the relative values for different countries can vary from measure to measure. The three measures—all on a scale of 0 to 100—also suggest different types of policy approaches to reducing hunger and improving food security.



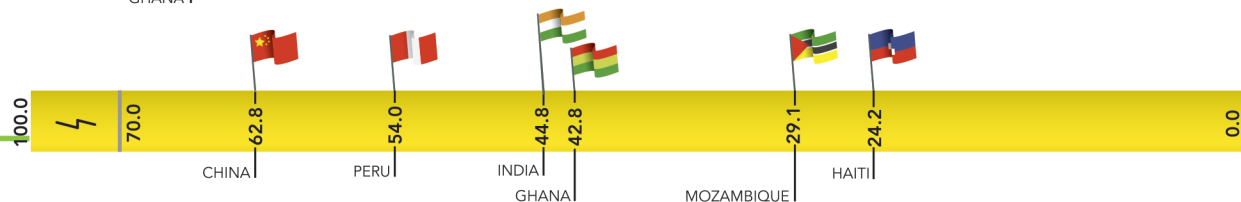
GLOBAL HUNGER INDEX

IFPRI's GHI combines the FAO undernourishment indicator with two other indicators of the effects of undernutrition on children, who are particularly vulnerable: child underweight and child mortality. This captures some of the multidimensional nature of hunger.



GLOBAL FOOD SECURITY INDEX

This index, produced by the Economist Intelligence Unit and sponsored by DuPont, takes a broader look at overall food security by combining indicators of food affordability, availability, and quality. It helps identify gaps in countries' food security networks.



IFPRIInfographic
ifpri.org

INSIGHTS

MAGAZINE OF THE INTERNATIONAL FOOD POLICY RESEARCH INSTITUTE